

Alaska Department of Corrections

Division of Administrative Services



2006 Offender Profile

www.correct.state.ak.us/corrections/admin

Mission Statement

The Alaska Department of Corrections enhances the safety of our communities. We provide secure confinement, reformatory programs, and a process of supervised community reintegration.

Commissioner's Letter



The Mission of the Department of Corrections is to enhance the safety of our communities while providing secure confinement, reformatory programs, and a process of supervised community reintegration.

I am pleased to make this profile available on line. This report is based on our best information and serves as a snapshot of a typical day. Data comes from our Offender Tracking Information System (OTIS), and is meant to give a general summary of Alaska's offender population.

The 2006 Offender Profile – which encompasses many hours of research and calculation on the part of department staff – serves as a valuable tool for our department in the successful accomplishment of our mission.

A handwritten signature in black ink, appearing to read 'Joe Schmidt', with a stylized flourish extending to the right.

Joe Schmidt
Commissioner

Table of Contents

List of Tables

Trends

Notes	6
Total Offender Population Based on Monthly Averages - January 2004 to December 2006	7
Total Admissions - January 2004 to December 2006	7

Institutions

Institution Address List	9
Number of Offenders in Institutions	10
Demographic Information for Offenders in Institutions	11
Length of Time from Admission for Offenders in Institutions	11
Offense Classifications of Offenders in Institutions	14
Crime Classifications by Class/Sex/Ethnicity	19

Community Residential Centers (CRC's)

Facility Address List	22
Number of Offenders in Community Residential Centers	23
Demographic Information for Offenders in Community Residential Centers	24
Length of Time from Admission for Offenders in CRC's	24
Offense Classifications of Offenders in Community Residential Centers	27
Crime Classifications by Class/Sex/Ethnicity	31

Focus 2006 Groups of Particular Interest

Alaska Natives	35
Distribution of Alaska Natives	36
Demographic Information for Alaska Native Offenders	37
Offense Classifications of Alaska Native Offenders	38
Juveniles	42
Distribution of Juvenile Offenders	43
Demographic Information for Juvenile Offenders	44
Offense Classifications of Juvenile Offenders	45
Seniors	47
Distribution of Senior Offenders	48
Demographic Information for Senior Offenders	49
Offense Classifications of Senior Offenders	50
Sex Offenders	52
Distribution of Sex Offenders	53
Demographic Information for Sex Offenders	54
Offense Classifications for Sex Offenders	55
Substance Abusers	56
Distribution of Substance Abuse Offenders	57
Demographic Information for Substance Abuse Offenders	58
Offense Classifications of Substance Abuse Offenders	59
Long Term Offenders	60
Distribution of Long Term Offenders	61
Demographic Information for Long Term Offenders	62
Offense Classifications of Long Term Offenders	63

Probation and Parole

Notes	64
Supervising Authority for Probationers/Parolees	65
4 Demographic Information for Probationers/Parolees	66

List of Charts

Trends

State vs Offender Populations 1984 - 2006	7
Female Admissions by Year 2002 - 2006	8
Male Admissions by Year 2002 - 2006	8
Total Admissions by Year 2002 - 2006	8

Institutions

Institutional Offenders by Sex	10
Institutional Offenders by Race/Ethnicity	12
Institutional Offenders by Age Group	12
Length of Time from Admission - Institutional Offenders	13
Institutional Offenders by Offense Class	18
Offense Class by Sex	18

Community Residential Centers (CRC's)

CRC Offenders by Sex	23
CRC Offenders by Race/Ethnicity	25
CRC Offenders by Age Group	25
Length of Time from Admission - CRC Offenders	26
CRC Offenders by Offense Class	30
Offense Class by Sex	30

Focus 2006 Groups of Particular Interest

Alaska Native

Alaska Native Offenders Length of Time from Admission	37
Alaska Native Offenders by Sex, Offense Class	41

Juveniles

Juvenile Offenders by Race/Ethnicity	44
--	----

Seniors

Length of Time from Admission for Senior Offenders	49
--	----

Sex Offenders

Sex Offenders by Age Group	55
----------------------------------	----

Long Term Offenders

Race Comparison of Long Term vs Institutional Offenders	61
Age Group Comparison of Long Term vs Institutional Offenders	62

Probation and Parole

Probationers/Parolees by Sex	65
------------------------------------	----

Questions regarding data in this report may be e-mailed to: Bonnie.Walters@alaska.gov

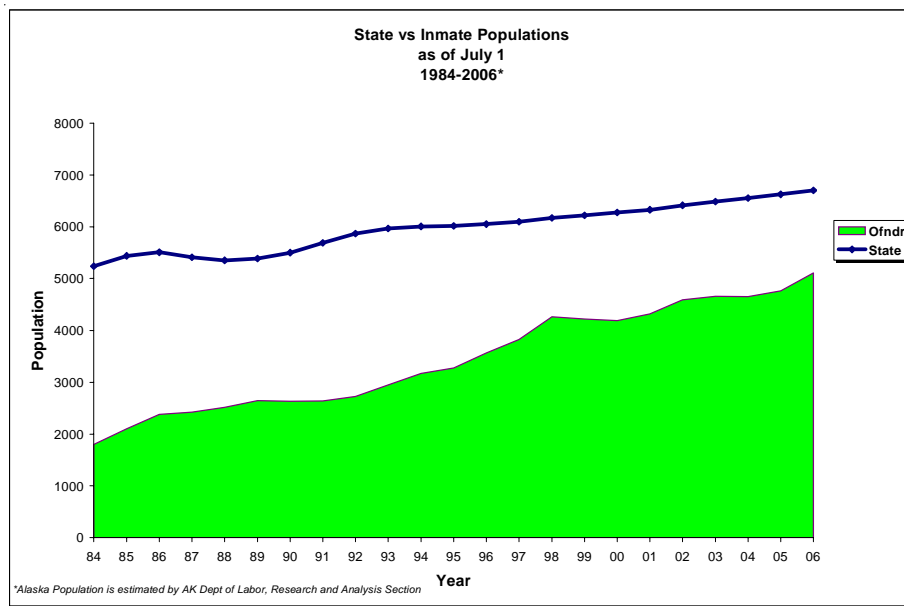
Trends

Notes:

Count and admissions data include information about all offenders under the jurisdiction of the state of Alaska who are entered into the OTIS database.

Count information consists of monthly averages of daily counts; incarcerated offenders not entered into the OTIS database when a count was tallied were not included.

Admissions data includes all criminal admits (except transfers) for all offenders.

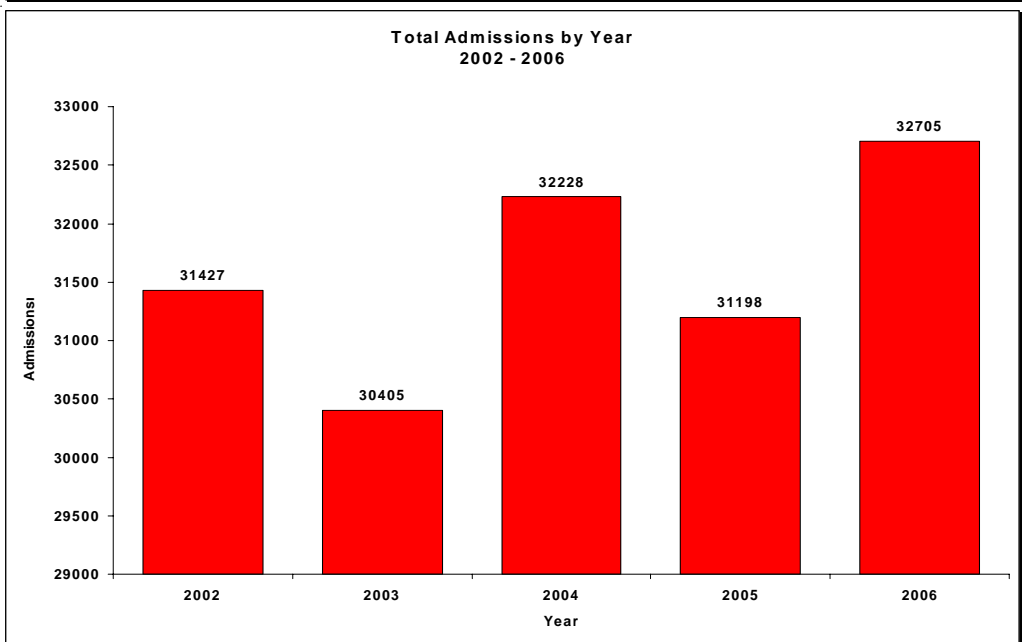
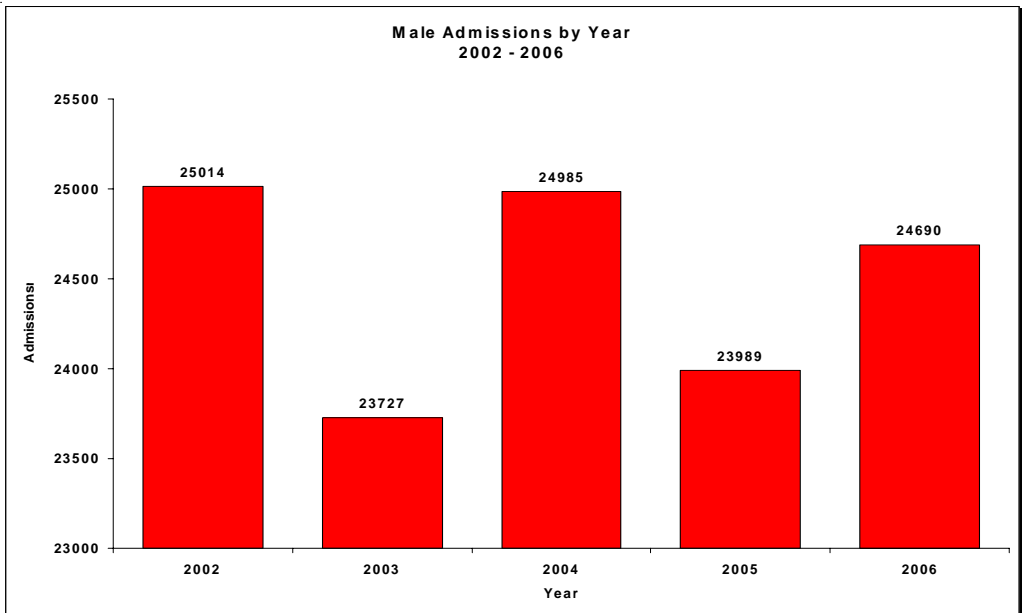
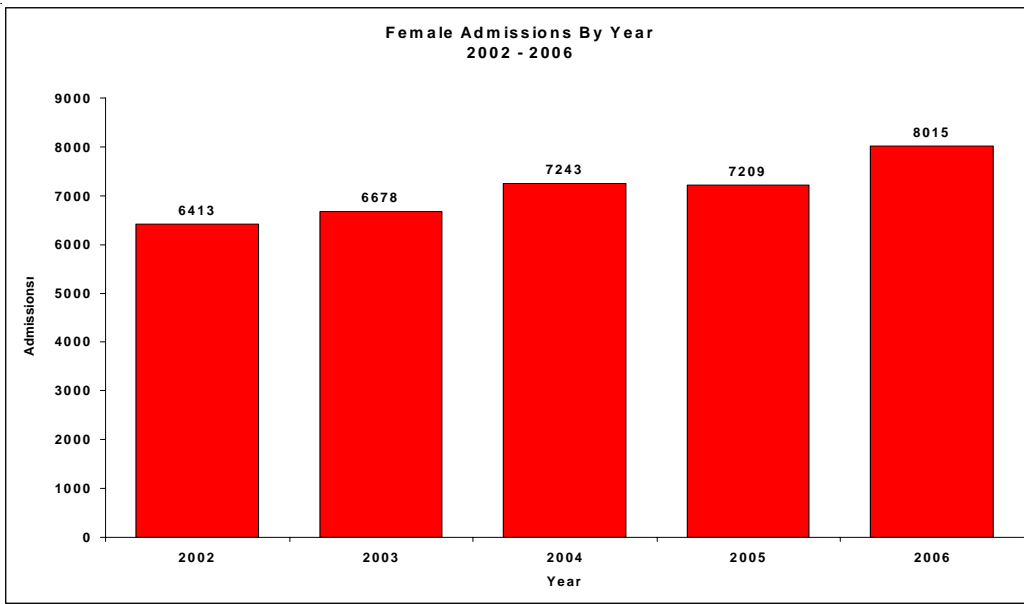


Total Offender Population Based on Monthly Averages - January 2004 to December 2006
Includes all Offenders in all Facilities (CCs and CRCs)

YEAR Month	2004			2005			2006		
	Female	Male	Total	Female	Male	Total	Female	Male	Total
January	449	4339	4788	453	4338	4791	493	4507	5000
February	451	4379	4830	447	4391	4838	512	4489	5001
March	454	4397	4851	465	4403	4868	486	4538	5024
April	437	4371	4808	466	4377	4843	484	4589	5073
May	426	4305	4731	484	4339	4823	523	4594	5117
June	454	4226	4680	474	4331	4805	530	4543	5073
July	463	4275	4738	484	4408	4892	512	4596	5108
August	471	4241	4712	478	4434	4912	545	4584	5129
September	476	4324	4800	491	4486	4977	554	4597	5151
October	482	4398	4880	507	4558	5065	520	4689	5209
November	467	4382	4849	473	4484	4957	528	4618	5146
December	413	4321	4734	472	4427	4899	510	4559	5069
Daily Avg	454	4330	4783	474	4415	4889	516	4575	5092

Total Admissions - January 2004 to December 2006
Includes all Offenders in all Facilities (CCs and CRCs)

YEAR Month	2004			2005			2006		
	Female	Male	Total	Female	Male	Total	Female	Male	Total
January	601	2089	2690	599	2076	2675	630	2009	2639
February	577	1957	2534	543	1857	2400	608	1867	2475
March	630	2108	2738	574	1954	2528	635	2135	2770
April	541	2016	2557	556	1965	2521	638	2126	2764
May	620	2271	2891	613	1929	2542	737	2141	2878
June	611	2038	2649	589	1844	2433	654	2078	2732
July	670	2218	2888	653	2169	2822	744	2227	2971
August	633	2179	2812	623	2024	2647	771	2114	2885
September	674	2135	2809	642	2086	2728	695	2009	2704
October	606	2076	2682	607	2076	2683	669	2109	2778
November	552	1910	2462	542	1926	2468	586	1857	2443
December	528	1988	2516	668	2083	2751	648	2018	2666
Total	7243	24985	32228	7209	23989	31198	8015	24690	32705



Institutions

Institution Address List

Institution	Address	City	Zip	Superintendent	Phone
Anchorage Correct. Cmp East*	1400 E 4th Avenue	Anchorage	99501	Debbie Miller	269-4100
Anchorage Correct.Cmp West*	1300 E 4th Avenue	Anchorage	99501	Debbie Miller	269-0900
Anvil Mt. Correctional Ctr.	PO Box 730	Nome	99762	Marc Okuley	443-2241
Fairbanks Correctional Ctr.	1931 Eagan Street	Fairbanks	99701	Charles Stevenson	458-6700
Hiland Mt. Correctional Ctr.	9101 Hesterberg Rd.	Eagle River	99577	Dean Marshall	694-9511
Ketchikan Correctional Ctr.	1201 Schoenbar	Ketchikan	99901	Alan Bailey	228-7350
Lemon Ck. Correctional Ctr.	2000 Lemon Ck. Road	Juneau	99801	Scott Wellard	465-6200
Matsu Pretrial Facility	339 E Dogwood	Palmer	99645	Steve Brunger	745-0943
Palmer Correctional Ctr.	PO Box 919	Palmer	99645	Cindy Betts	745-5054
Pt. MacKenzie Rehab Project	PO Box 877730	Wasilla	99687	Bernard Kohut	376-2976
Spring Ck. Correctional Ctr.	PO Box 2109	Seward	99664	Craig Turnbull	224-8200
Wildwood Correctional Ctr.	10 Chugach Avenue	Kenai	99611	Robert Hibpshman	260-7200
Wildwood Pretrial Facility	5 Chugach Avenue	Kenai	99611	Robert Hibpshman	260-7265
Yukon-Kuskowim Corr. Ctr.	Pouch 400	Bethel	99559	Chris Liu	543-5245
Red Rock Correctional Ctr.	550 W. 7th Ave., Ste 601	Anchorage	99501	Deputy Commissioner	269-7397

Notes:

* Anchorage Correctional Complex was created by a Governor's Proclamation on January 23, 2003. It is a combination of the former Anchorage Jail and Cook Inlet Pretrial Facility.

Sixth Avenue Jail closed in April 2002, the Anchorage Jail opened at the same time.

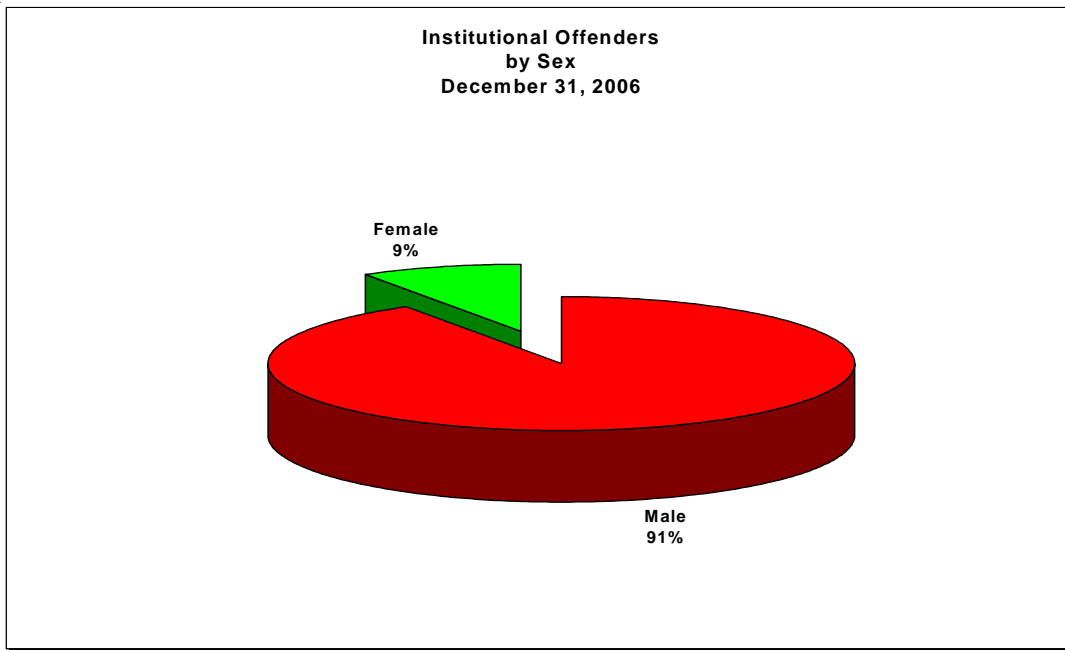
Includes information about all offenders incarcerated in in-state and out-of-state institutions who are entered into the OTIS database.

Consists of a snapshot of offenders incarcerated and entered into the OTIS database on or before December 31, 2006.

Alaska Native race category includes a small number of Native Americans not indigenous to Alaska.

Information about offenses is the most serious charge only.

Offense classes are semi-arbitrary.



**Number of Offenders in Institutions
December 31, 2002 - 2006**

Institutions	Females					Males					All Offenders				
	2006	2005	2004	2003	2002	2006	2005	2004	2003	2002	2006	2005	2004	2003	2002
In-State															
Anchorage CCE	1	34	18	25	17	473	421	370	383	347	474	455	388	408	364
Anchorage CCW	-	-	-	-	-	486	420	406	403	386	486	420	406	403	386
Anvil Mountain CC	10	8	10	10	9	97	116	91	72	90	107	124	101	82	99
Fairbanks CC	28	35	20	23	13	231	229	187	175	188	259	264	207	198	201
Hiland Mountain CC	311	240	204	192	196	-	73	70	69	75	311	313	274	261	271
Ketchikan CC	8	4	4	2	1	44	59	60	53	54	52	63	64	55	55
Lemon Creek CC	8	16	20	16	7	183	183	152	146	144	191	199	172	162	151
Mat-Su Pretrial	7	15	6	3	5	86	97	80	80	73	93	112	86	83	78
Palmer Medium CC	-	-	-	-	-	231	245	209	175	176	231	245	209	175	176
Palmer Minimum CC	-	-	-	-	-	133	175	172	209	204	133	175	172	209	204
Point Mackenzie	-	-	-	-	-	100	85	97	90	85	100	85	97	90	85
Spring Creek CC	-	-	-	-	-	465	495	491	462	475	465	495	491	462	475
Wildwood CC	-	-	-	-	-	227	254	230	236	231	227	254	230	236	231
Wildwood Pretrial	21	24	16	15	9	106	103	97	114	87	127	127	113	129	96
Yukon-Kuskokwim CC	5	4	5	4	2	98	112	112	105	99	103	116	117	109	101
<i>Total</i>	<i>399</i>	<i>380</i>	<i>303</i>	<i>290</i>	<i>259</i>	<i>2960</i>	<i>3067</i>	<i>2824</i>	<i>2772</i>	<i>2714</i>	<i>3359</i>	<i>3447</i>	<i>3127</i>	<i>3062</i>	<i>2973</i>
Out-of-State															
Arizona Detention Ctr	-	-	-	-	-	-	765	755	706	625	-	765	755	706	625
Red Rock CC, AZ	-	-	-	-	-	993	-	-	-	-	993	-	-	-	-
Colorado State Prison	1	1	-	-	-	2	1	2	2	2	3	2	2	2	2
Federal Bureau of Prisons	1	1	3	3	3	10	13	20	16	22	11	14	23	19	25
Minnesota State Prison	1	1	-	-	-	-	-	-	-	-	1	1	0	0	0
Washington State Prison	-	-	-	-	-	2	2	-	-	-	2	2	0	0	0
<i>Total</i>	<i>3</i>	<i>3</i>	<i>3</i>	<i>3</i>	<i>3</i>	<i>1007</i>	<i>781</i>	<i>777</i>	<i>724</i>	<i>649</i>	<i>1010</i>	<i>784</i>	<i>780</i>	<i>727</i>	<i>652</i>
Total All	402	383	306	293	262	3967	3848	3601	3496	3363	4369	4231	3907	3789	3625

Demographic Information for Offenders in Institutions
December 31, 2002-2006

Ethnicity	Females					Males					All Offenders				
	2006	2005	2004	2003	2002	2006	2005	2004	2003	2002	2006	2005	2004	2003	2002
Asian/Pacific Islan	9	8	6	8	8	104	91	81	78	69	113	99	87	86	77
Black	26	27	22	18	23	420	415	405	388	389	446	442	427	406	412
Hispanic	6	9	8	7	18	93	89	111	85	108	99	98	119	92	126
Alaska Native*	136	132	112	117	87	1413	1378	1319	1256	1251	1549	1510	1431	1373	1338
White	223	205	156	141	125	1922	1867	1656	1629	1535	2145	2072	1812	1770	1660
Unknown	2	2	2	2	1	15	8	11	14	11	17	10	13	16	12
Total	402	383	306	293	262	3967	3848	3583	3450	3363	4369	4231	3889	3743	3625

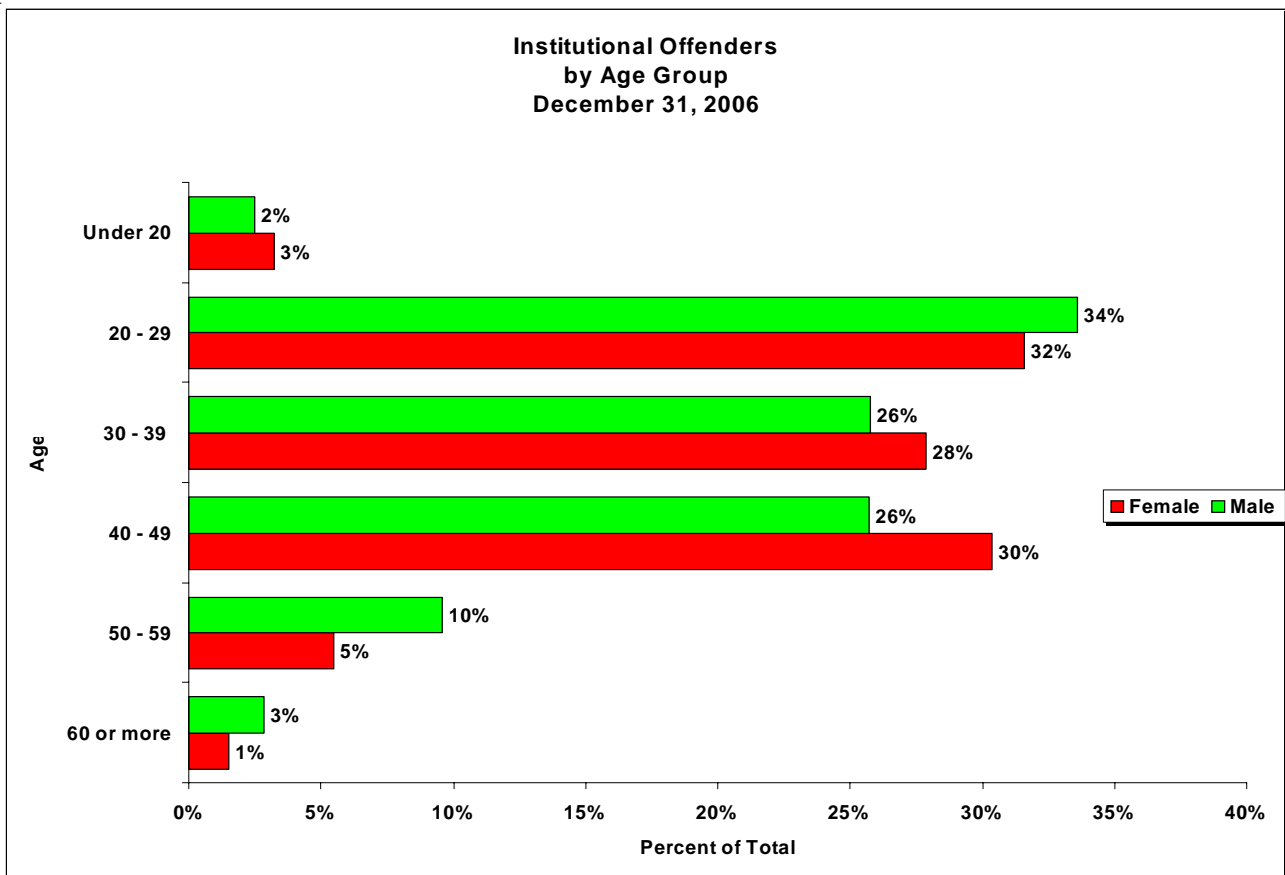
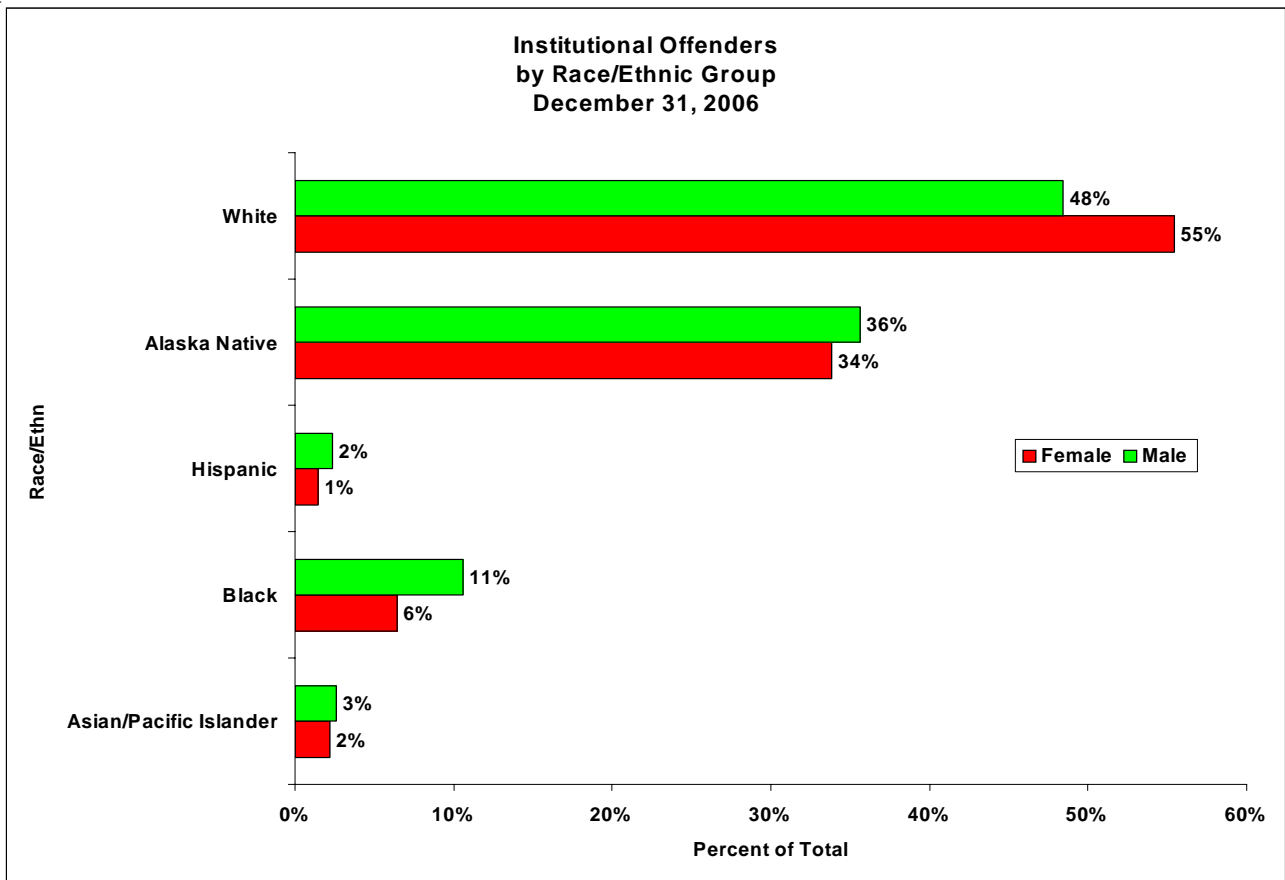
Age Group (Years)	Females					Males					All Offenders				
	2006	2005	2004	2003	2002	2006	2005	2004	2003	2002	2006	2005	2004	2003	2002
19 and Under	13	12	14	6	11	98	105	116	116	119	111	117	130	122	130
20-24	62	53	47	42	45	672	672	632	607	580	734	725	679	649	625
25-29	65	57	48	47	40	660	574	522	455	467	725	631	570	502	507
30-34	62	61	47	45	34	510	503	494	478	474	572	564	541	523	508
35-39	50	48	51	58	42	513	533	505	549	551	563	581	556	607	593
40-44	58	77	51	55	53	567	566	501	551	500	625	643	552	606	553
45-49	64	46	33	23	21	454	439	392	304	320	518	485	425	327	341
50-54	17	17	7	9	9	245	229	209	204	175	262	246	216	213	184
55-59	5	8	4	2	3	136	133	111	97	99	141	141	115	99	102
60-64	3	1	1	2	4	60	61	63	55	43	63	62	64	57	47
65 and over	3	3	3	4	0	52	33	38	34	35	55	36	41	38	35
Total	402	383	306	293	262	3967	3848	3583	3450	3363	4369	4231	3889	3743	3625

<i>Mean Age</i>	35.74	36.41	36.35
<i>Median Age</i>	34.99	35.38	35.31

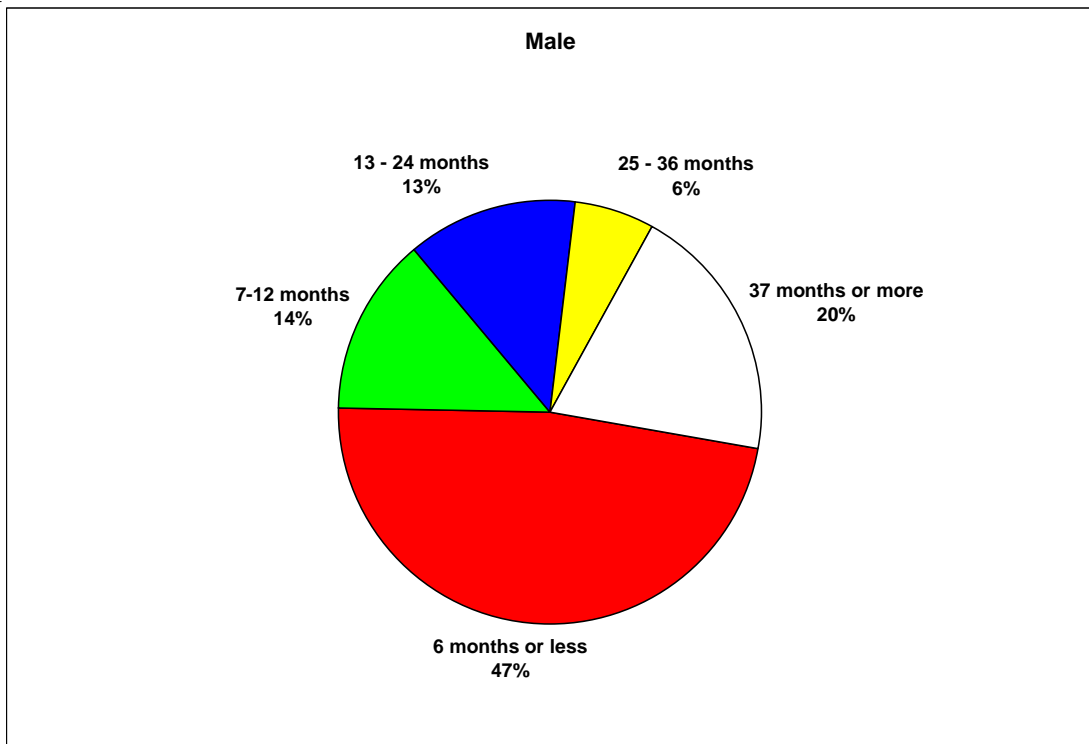
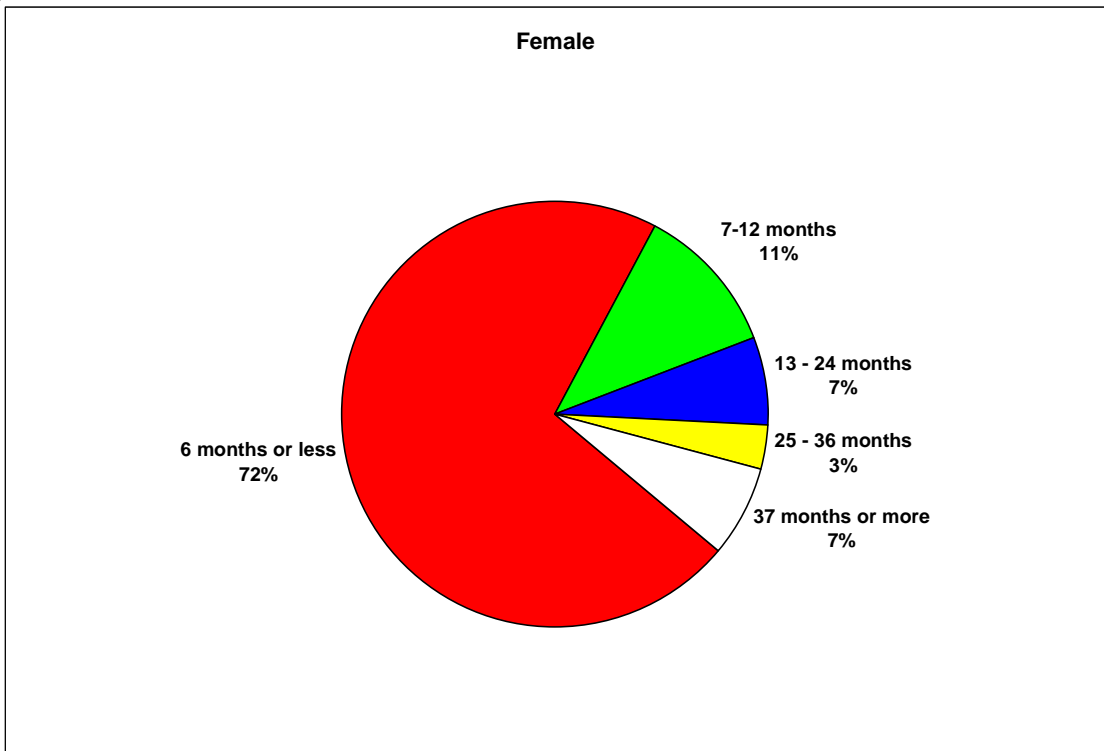
*includes a small number of Native Americans not indigenous to Alaska

Length of Time from Admissions for Offenders in Institutions
December 31, 2006

Months In	Females	Males	Total
6months or less	288	1884	2172
7 months - 12 months	46	536	582
13 months - 24 mon	27	524	551
25 months 36 months	13	240	253
37 months or more	28	783	811
Total	402	3967	4369
<i>Mean Length (months)</i>	10.49	22.84	21.70
<i>Median Length (months)</i>	2.00	7.00	7.00



Length of Time from Admission Institutional Offenders by Sex December 31, 2006



Offense Classifications of Offenders in Institutions
December 31, 2006

Offense Level	Female	Male	Total	Pct
Felony	269	3008	3,277	75.0%
Misdemeanor	127	949	1,076	24.6%
Violation	6	10	16	0.4%
Total	402	3967	4,369	100.0%
Alcohol				
Drinking in Public	-	4	4	
Driving While Intoxicated	15	84	99	
Felony DWI - 2+ Priors w/in 5 Yrs	18	145	163	
Felony Refusal of Chem Test- 2+ Priors	-	7	7	
Furnish Alcohol to a Minor	1	10	11	
License or Permit Required	1	4	5	
Manuf/Sell Alcohol w/o lic - in Dry Area	-	3	3	
Minor Consuming/Possessing Alcohol	3	6	9	
Refuse to Submit to Chem Test	2	4	6	
Alcohol - other	2	12	14	
Total	42	279	321	7.3%
Drugs				
Attempted Drugs 2	-	8	8	
Attempted Drugs 3	1	-	1	
Attempted Drugs 4	-	4	4	
Dangerous Drugs - Other	-	1	1	
Misconduct - Controlled Substance 1	-	4	4	
Misconduct - Controlled Substance 2	9	54	63	
Misconduct - Controlled Substance 3	10	65	75	
Misconduct - Controlled Substance 4	41	113	154	
Misconduct - Controlled Substance 5	-	1	2	
Misconduct - Controlled Substance 6	-	7	7	
Total	61	257	318	7.3%
Person				
Assault 1	5	65	70	
Assault 2	1	90	91	
Assault 3	14	180	194	
Assault 4	15	209	224	
Assault	9	34	43	
Assault on Police or other Officer	1	1	2	
Attempted Assault 1	-	2	2	
Attempted Kidnapping	-	1	1	
Attempted Murder 1	3	36	39	
Attempted Murder 2	-	1	1	
Attempted Robbery 1	-	2	2	
Child Abuse	1	-	1	
Coercion	-	2	2	
Conspiracy	-	1	1	
Conspiracy Kidnapping	-	1	1	
Conspiracy Murder 1	-	3	3	
Conspiracy Robbery 1	1	-	1	
Contributing to Delinquency of Minor	-	4	4	
Criminally Negligent Homicide	-	8	8	

Person	Female	Male	Total	Pct
DV Assault	3	27	30	
Kidnapping	1	41	42	
Manslaughter	4	41	45	
Murder 1	14	196	210	
Murder 2	13	150	163	
Reckless Endangerment	-	2	2	
Robbery 1	9	89	98	
Robbery 2	1	34	35	
Stalking 1	-	3	3	
Total	95	1,223	1,318	30.2%

Property

Arson 1	1	9	10	
Arson 2	-	6	6	
Attempted Arson 1	-	2	2	
Attempted Auto Theft 1	-	1	1	
Attempted Burglary 1	-	5	5	
Attempted Issue Bad Checks	1	-	1	
Attempted Scheme to Defraud	-	1	1	
Attempted Theft 1	1	-	1	
Attempted Theft 2	1	1	2	
Attempted Vehicle Theft	-	1	1	
Burglary 1	2	70	72	
Burglary 2	2	30	32	
Conceal Merch - Value \$500+	-	1	1	
Conceal Merch - Value < \$500	-	1	1	
Criminal Impersonation	1	2	3	
Criminal Mischief 1	1	-	1	
Criminal Mischief 2	-	2	2	
Criminal Mischief 3	2	14	16	
Criminal Mischief 4	4	10	14	
Criminal Mischief 5	-	1	1	
Criminal Trespass	-	15	15	
Criminal Trespass 1	-	9	9	
Criminal Trespass 2	-	8	8	
Criminally Negligent Burning	-	2	2	
Forgery 1	1	8	9	
Forgery 2	3	20	23	
Forgery 3	-	2	2	
Fraud Use of Access Device Value \$50 - \$400	-	1	1	
Fraud Use of Access Device Value \$500 - \$2,500	1	1	2	
Fraud Use of Access Device Value >2,500	1	-	1	
Issuing Bad Check - Value \$50-\$499	-	1	1	
Larceny of Money or Property	-	1	1	
Malicious Destruction of Property	-	3	3	
Scheme to Defraud	2	2	4	
Theft 1	3	2	5	
Theft 2	16	127	143	
Theft 3	5	39	44	
Theft 4	3	3	6	
Theft by Deception	-	5	5	
Theft by Receiving	-	1	1	
Theft by Shoplifting	9	32	41	
Theft of Services	1	1	2	

Property	Female	Male	Total	Pct
Unlawful Possession	-	1	1	
Vehicle Tampering	-	4	4	
Vehicle Theft 1	9	60	69	
Vehicle Theft 2	6	11	17	
Total	76	516	592	13.6%

Public Order/Administration

Attempt to Commit Felony	-	2	2	
Attempted Escape 2	-	2	2	
Attempted Perjury	-	1	1	
Contempt of Court	2	14	16	
Eluding	-	2	2	
Escape 1	-	3	3	
Escape 2	1	19	20	
Escape 3	-	4	4	
Escape 4	1	18	19	
Failure to Satisfy Judgement	-	5	5	
Failure to Appear	9	41	50	
Failure to Comply	2	7	9	
Failure to Reg as Sex Offender 1	1	15	16	
Failure to Reg as Sex Offender 2	-	15	15	
Failure to Remand	-	1	1	
False Information	2	10	12	
Federal Offense	4	26	30	
Fugitive from Justice	1	9	10	
Hindering Prosecution 1	1	1	2	
Hindering Prosecution 2	-	1	1	
Insurance	1	6	7	
Interfere w/ Report of DV Crime	-	1	1	
Interference w/ Official Proceedings	-	2	2	
Leaving Scene of Accident	1	7	8	
Making a False Report	4	7	11	
Perjury	-	5	5	
Resist/Interfere Arrest	1	6	7	
Resist/Interfere Officer	1	10	11	
Tamper Phys Evid	-	13	13	
Unemployment Benefits - False Stmt	-	1	1	
Unlawful Contact 1	-	4	4	
Unlawful Contact 2	-	1	1	
Unlawful Evasion	-	13	13	
Urinating in Public	1	1	2	
Violate Conditions of Release	8	64	72	
Violate DV Restraining Order	2	20	22	
Violation of City Ordinance	1	-	1	
Total	44	357	401	9.2%

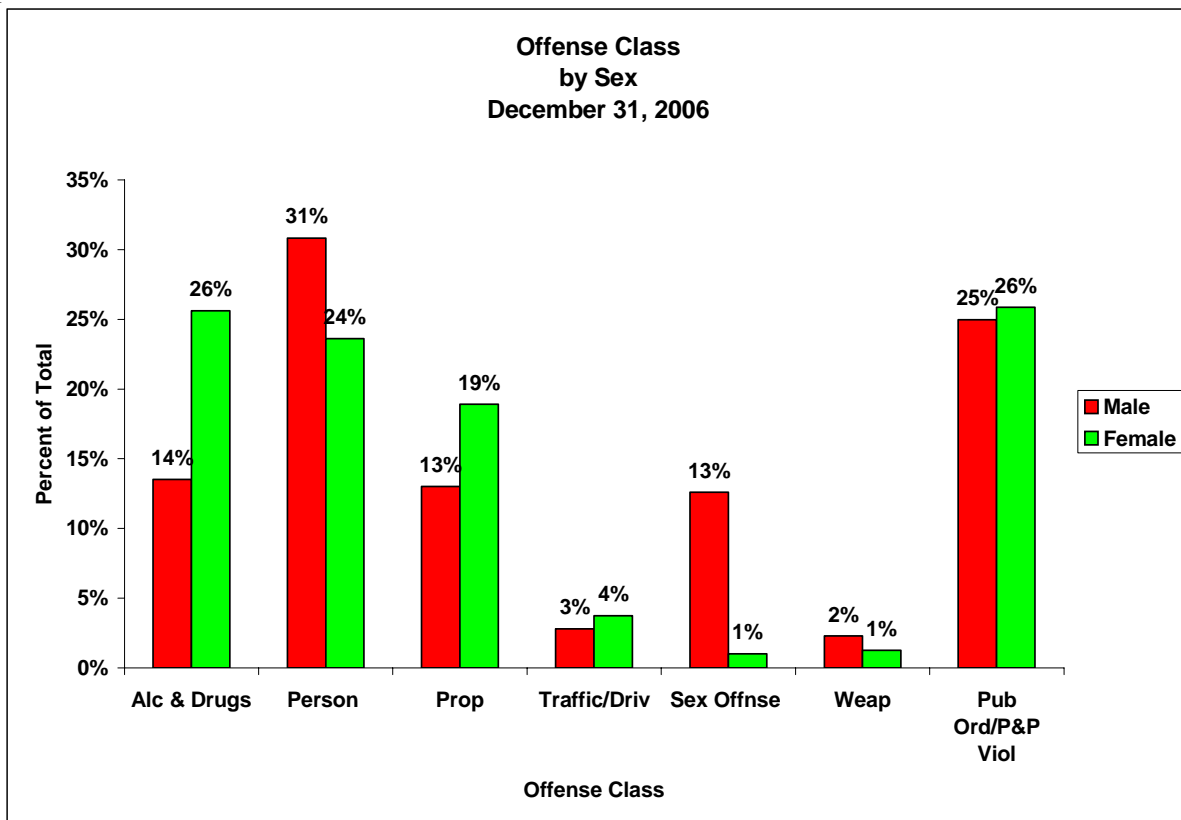
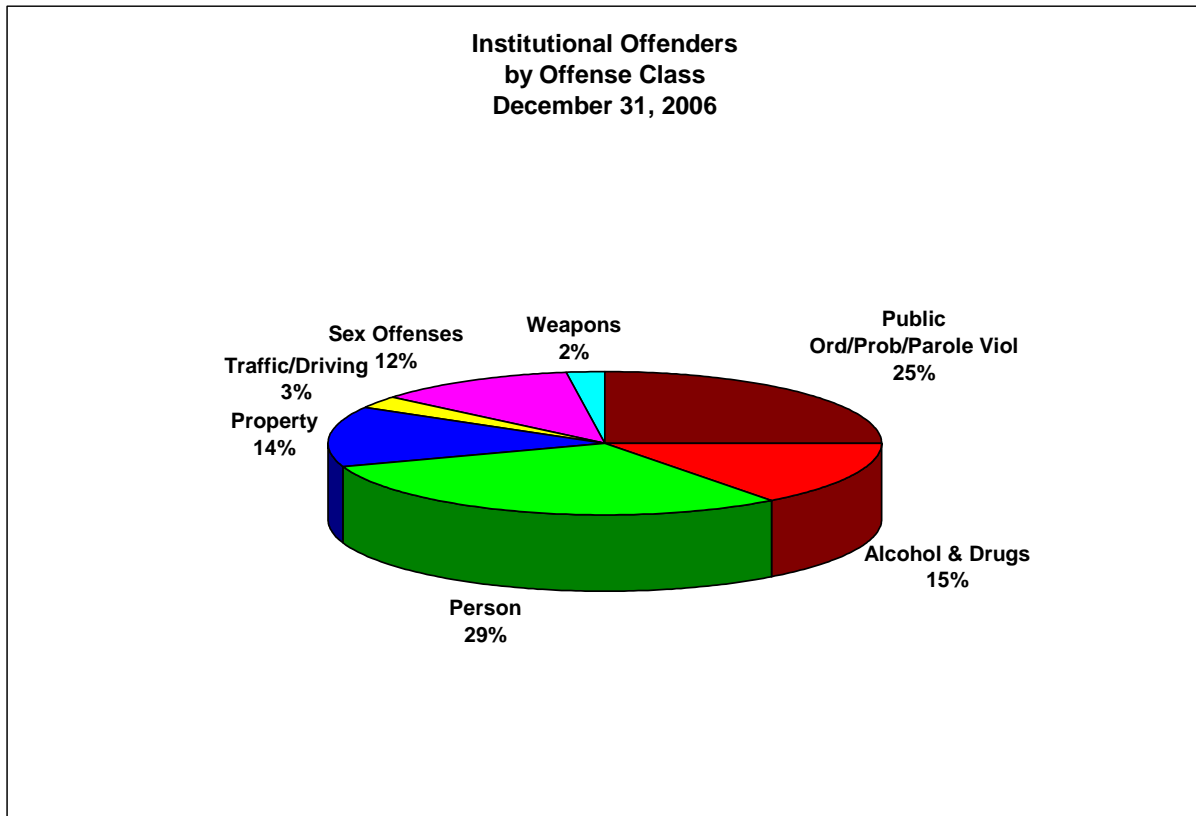
Parole/Probation Violations

Parole Violation	8	235	243	
Probation Violation	52	399	451	
Total	60	634	694	15.9%

Non-Registerable Sex Offenses

Family Violence	-	1	1	
Indecent Exposure 2 - Victim16+	-	1	1	

Non-Registerable Sex Offenses	Female	Male	Total	Pct
Practicing Prostitution	1	-	1	
Total	1	2	3	0.1%
Registerable Sex Offenses				
Attempted Sex Abuse Minor 1	-	12	12	
Attempted Sex Abuse Minor 2	-	8	8	
Attempted Sex Abuse Minor 3	-	1	1	
Attempted Sex Assault 1	-	9	9	
Attempted Sex Assault 2	-	8	8	
Attempted Sex Assault 3	-	2	2	
Incest	-	2	2	
Indecent View/Photo w/o Consent of Minor	-	2	2	
Possess Child Pornography	-	12	12	
Sex Abuse Minor 1	2	135	137	
Sex Abuse Minor 2	1	114	115	
Sex Abuse Minor 3	-	8	8	
Sex Assault 1	-	103	103	
Sex Assault 2	-	60	60	
Sex Assault 3	-	20	20	
Unlawful Exploit of Minor	-	2	2	
Total	3	498	501	11.5%
Traffic/Driving				
Driving in Viol of Instr Permit	-	1	1	
Driving w/ License Rev/Sus	12	78	90	
Fail to Stop at Direction of Officer 1	1	19	20	
Fail to Stop at Direction of Officer 2	-	5	5	
No MV Liability Insurance	-	1	1	
Reckless Driving	2	5	7	
Driving - other	-	2	2	
Total	15	111	126	2.9%
Weapons				
Discharge of Firearms	-	2	2	
Disorderly Conduct	2	17	19	
Harassment	-	8	8	
Misconduct - Weapons 1	-	7	7	
Misconduct - Weapons 2	1	13	14	
Misconduct - Weapons 3	1	36	37	
Misconduct - Weapons 4	1	5	6	
Misconduct - Weapons 5	-	1	1	
Promote Contraband 1 - Deadly Weapon	-	1	1	
Total	5	90	95	2.2%
Total All	402	3,967	4,369	100.0%



**Crime Classifications by Class/Sex/Ethnicity
for Offenders in Institutions
December 31, 2006**

Class/Sex	Ethnicity	Count	Percent
Alcohol			
Females	Asian	-	0.0%
	Black	2	0.7%
	White	22	7.2%
	Hispanic	-	0.0%
	Ak Native	17	5.6%
Males	Asian	2	0.7%
	Black	8	2.6%
	White	161	52.8%
	Hispanic	4	1.3%
	Ak Native	89	29.2%
	Unknown	-	0.0%
	Total	305	100.0%
Drugs			
Females	Asian	1	0.3%
	Black	3	0.9%
	White	47	14.0%
	Hispanic	1	0.3%
	Ak Native	11	3.3%
Males	Asian	8	2.4%
	Black	50	14.9%
	White	166	49.4%
	Hispanic	12	3.6%
	Ak Native	34	10.1%
	Unknown	3	0.9%
	Total	336	100.0%
Person			
Females	Asian	4	0.3%
	Black	7	0.5%
	White	42	3.2%
	Hispanic	3	0.2%
	Ak Native	39	3.0%
Males	Asian	53	4.0%
	Black	132	10.0%
	White	548	41.6%
	Hispanic	38	2.9%
	Ak Native	447	34.0%
	Unknown	3	0.2%
	Total	1316	100.0%

Class/Sex	Ethnicity	Count	Percent
Property Females	Asian	1	0.2%
	Black	7	1.2%
	White	42	7.1%
	Hispanic	-	0.0%
	Ak Native	25	4.2%
	Unknown	1	0.2%
Males	Asian	12	2.0%
	Black	59	10.0%
	White	285	48.1%
	Hispanic	7	1.2%
	Ak Native	150	25.3%
	Unknown	3	0.5%
	Total	592	100.0%

Pub Order/Administration

Females	Asian	3	0.7%
	Black	3	0.7%
	White	23	5.7%
	Hispanic	-	0.0%
	Ak Native	14	3.5%
	Unknown	1	0.2%
Males	Asian	13	3.2%
	Black	47	11.7%
	White	169	42.1%
	Hispanic	14	3.5%
	Ak Native	100	24.9%
	Unknown	14	3.5%
	Total	401	100.0%

Parole/Probation Violations

Females	Asian	-	0.0%
	Black	3	0.4%
	White	33	4.8%
	Hispanic	1	0.1%
	Ak Native	22	3.2%
	Unknown	1	0.1%
Males	Asian	8	1.2%
	Black	72	10.4%
	White	280	40.3%
	Hispanic	6	0.9%
	Ak Native	265	38.2%
	Unknown	3	0.4%
	Total	694	100.0%

Non-Registerable Sex Offenses

Females	Asian	-	0.0%
	Black	-	0.0%
	White	1	33.3%
	Hispanic	-	0.0%
	Ak Native	-	0.0%
Males	Asian	-	0.0%
	Black	-	0.0%

Class/Sex	Ethnicity	Count	Percent
Non-Registerable Sex Offenses			
Males	White	-	0.0%
	Hispanic	1	33.3%
	Ak Native	1	33.3%
	Total	3	100.0%
Registerable Sex Offenses			
Females	Asian	-	0.0%
	Black	-	0.0%
	White	2	0.4%
	Hispanic	-	0.0%
	Ak Native	1	0.2%
	Unknown	-	0.0%
Males	Asian	5	1.0%
	Black	17	3.4%
	White	201	40.1%
	Hispanic	8	1.6%
	Ak Native	265	52.9%
	Unknown	2	0.4%
	Total	501	100.0%
Traffic/Driving			
Females	Asian	-	0.0%
	Black	2	1.6%
	White	8	6.3%
	Hispanic	1	0.8%
	Ak Native	4	3.2%
Males	Asian	2	1.6%
	Black	20	15.9%
	White	68	54.0%
	Hispanic	2	1.6%
	Ak Native	19	15.1%
	Total	126	100.0%
Weapons			
Females	Asian	-	0.0%
	Black	-	0.0%
	White	3	3.2%
	Hispanic	-	0.0%
	Ak Native	2	2.1%
Males	Asian	1	1.1%
	Black	15	15.8%
	White	45	47.4%
	Hispanic	1	1.1%
	Ak Native	27	28.4%
	Unknown	1	1.1%
Total	95	100.0%	
Total All		4369	100.0%

Community Residential Centers (CRC's)

CRC Facility Address List

CRC	Address	City	Zip	Phone
Akeela House	2804 Bering St.	Anchorage	99503	561-1200
Clitheroe Center	P.O. Box 190567	Anchorage	99519	276-2898
Cordova Center	130 Cordova St.	Anchorage	99501	274-1022
Glacier Manor	5597 Aisek	Juneau	99801	780-3020
Glennwood Center	835 D St.	Anchorage	99501	277-4501
Maniilaq	PO Box 256	Kotzebue	99752	442-7640
Midtown Center	2507 Eide St.	Anchorage	99503	222-6502
Northstar Center	PO Box 80670	Fairbanks	99708	474-4955
Parkview Center	831 B St.	Anchorage	99501	272-1641
Phillips Ayagnirvik Treatment Center	PO Box 528	Bethel	99559	543-6735
Ralph Perdue Center	3100 S Cushman St.	Fairbanks	99701	456-7819
Seaside Center	PO Box 2129	Nome	99762	443-6390
Tundra Center	PO Box 485	Bethel	99559	543-3414

Notes:

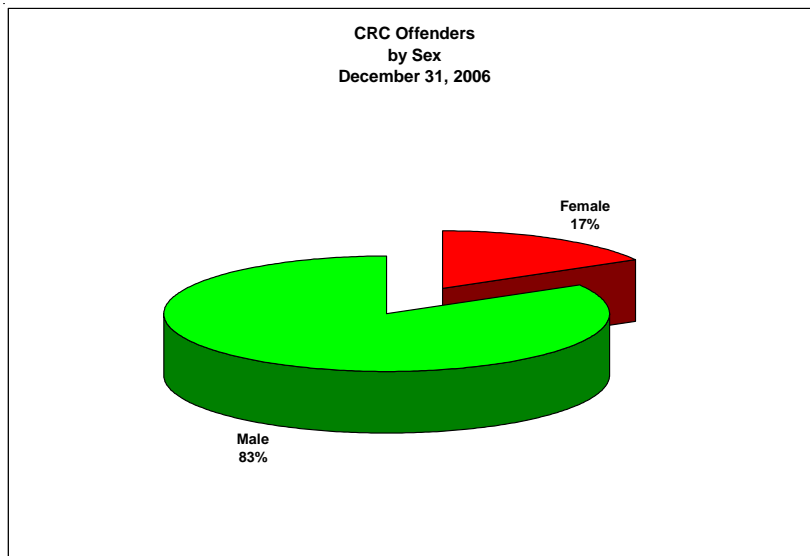
Includes information about all offenders incarcerated in CRC's and treatment centers as well as those under electronic monitoring and those who are monitored by CRC's offsite who are entered into the OTIS database.

Consists of a snapshot of offenders incarcerated and entered into the OTIS database on or before December 31, 2006.

Alaska Native race category includes a small number of Native Americans not indigenous to Alaska.

Information about offenses is the most serious charge only.

Offense classes are semi-arbitrary.



Number of Offenders in Community Residential Centers
December 31, 2002 - 2006

CRCs	Females					Males					All Offenders				
	06	05	04	03	02	06	05	04	03	02	06	05	04	03	02
Akeela House	1	1	1	4	1	-	3	3	9	9	1	4	4	13	10
AK Native Alc Rehab Ctr*	-	-	-	-	-	-	-	-	1	1	-	-	-	1	1
Aullaqisaatqigvik*	-	-	-	-	1	-	-	4	4	5	-	-	4	4	6
Clitheroe	2	-	2	2	2	2	10	9	5	6	4	10	11	7	8
Cordova Center	23	19	23	32	29	41	123	138	229	202	64	142	161	261	231
Cordova Center Mio Unit	-	-	-	-	-	-	-	1	-	-	-	-	1	-	-
Glacier Manor	3	11	8	6	8	35	39	49	46	53	38	50	57	52	61
Glennwood Center	8	8	12	11	12	43	33	43	48	44	51	41	55	59	56
Safe Harbor/Hope House*	1	1	1	-	-	1	2	1	-	-	2	3	2	-	-
Kar House*	-	-	1	-	-	-	-	2	-	-	-	-	3	-	-
Maniilaq	-	-	-	-	-	-	1	-	-	-	-	1	-	-	-
Midtown Center	-	-	-	-	-	-	12	28	20	24	-	12	28	20	24
Northstar Center	9	13	10	4	8	41	64	47	85	84	50	77	57	89	92
Parkview Center	-	-	-	-	2	95	71	69	71	99	95	71	69	71	101
Philips Treatment Center	-	-	-	-	-	-	1	1	1	-	-	1	1	1	-
Ralph Perdue Center	-	1	-	-	-	2	3	3	-	-	2	4	3	-	-
Seaside Center	9	6	7	4	7	28	42	40	34	41	37	48	47	38	48
Tundra Center	2	5	8	6	6	36	47	43	56	67	38	52	51	62	73
Total	58	65	73	69	76	324	451	481	609	635	382	516	554	678	711
Special Offsite Programs															
Anchorage Elect Monitor	29	15	20	23	28	127	68	70	123	111	156	83	90	146	139
Anchorage CRC Monitor	-	-	2	12	9	1	2	8	15	17	1	2	10	27	26
Fairbanks Elect Monitor	6	2	1	1	4	12	5	12	15	10	18	7	13	16	14
Fairbanks CRC Monitor	-	-	-	1	1	-	1	4	6	14	-	1	4	7	15
Juneau Elect Monitor	-	-	-	-	-	-	-	-	-	-	-	-	-	-	-
Juneau CRC Monitor	-	-	-	-	-	-	-	-	1	1	-	-	-	1	1
Kodiak Elect Monitor	-	-	-	-	-	-	-	-	-	-	-	-	-	-	-
Kenai Elect Monitor	-	-	-	-	-	-	-	-	-	-	-	-	-	-	-
Ketchikan Elect Monitor	-	-	-	-	-	1	-	3	1	3	1	-	3	1	3
Total	35	17	23	37	42	141	76	97	161	156	176	93	120	198	198
Total All	93	82	96	106	118	465	527	578	770	791	558	609	674	876	909

* Not currently operational

**Demographic Information for Offenders in Community Residential Centers
December 31, 2002-2006**

Ethnicity	Females					Males					All Offenders				
	06	05	04	03	02	06	05	04	03	02	06	05	04	03	02
Asian/Pac Island	1	0	1	2	3	12	17	14	23	16	13	17	15	25	19
Black	9	7	7	12	16	45	46	50	63	88	54	53	57	75	104
Hispanic	1	3	0	0	2	9	22	17	17	18	10	25	17	17	20
AK Native	34	34	47	37	44	204	200	224	282	287	238	234	271	319	331
White	46	40	40	54	54	193	237	272	383	389	239	277	312	437	443
Unknown	2	1	1	1	0	2	2	1	2	0	4	3	2	3	0
Total	93	85	96	106	119	465	524	578	770	798	558	609	674	876	917
19 and Under	3	3	4	5	1	14	11	19	22	24	17	14	23	27	25
20-24	13	12	11	13	19	57	87	87	128	106	70	99	98	141	125
25-29	15	17	11	17	18	82	85	87	108	114	97	102	98	125	132
30-34	8	11	15	9	21	73	83	89	122	108	81	94	104	131	129
35-39	16	11	15	21	21	60	75	99	120	122	76	86	114	141	143
40-44	20	15	19	26	23	76	75	82	129	158	96	90	101	155	181
45-49	11	12	16	9	9	63	65	68	84	87	74	77	84	93	96
50-54	5	1	3	3	4	22	29	34	32	44	27	30	37	35	48
55-59	2	2	0	2	3	10	8	6	17	23	12	10	6	19	26
60-64	0	0	1	1	0	6	3	3	4	7	6	3	4	5	7
65 and over	0	1	1	0	0	2	3	4	4	5	2	4	5	4	5
Total	93	85	96	106	119	465	524	578	770	798	558	609	674	876	917

Mean Age (yrs) 36.13

36.40

36.35

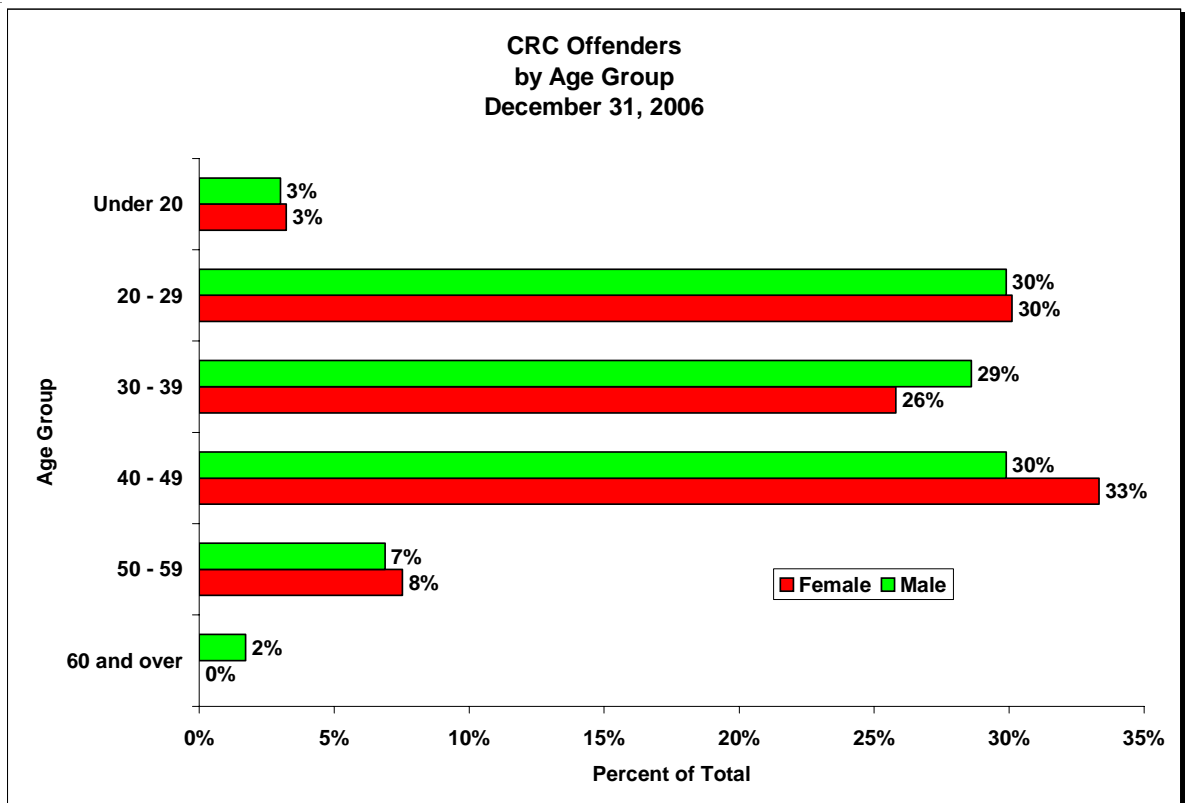
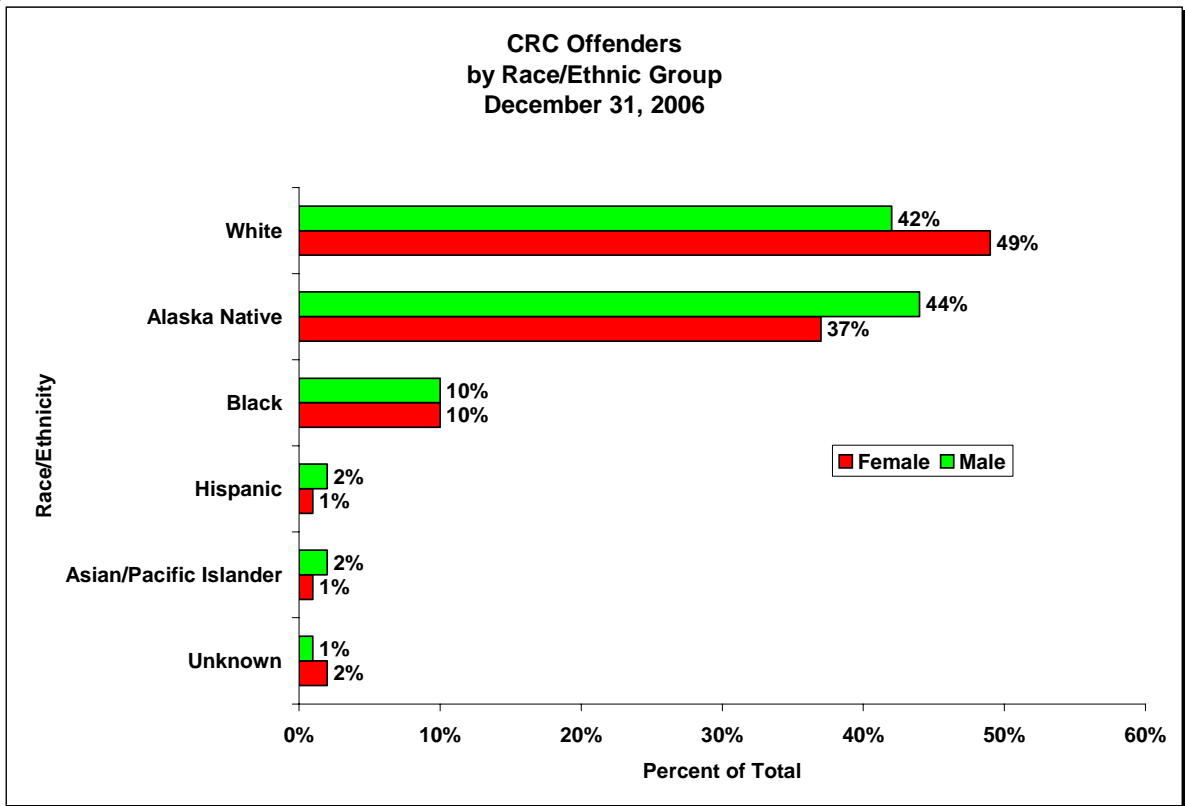
Median Age (yrs) 37.34

35.82

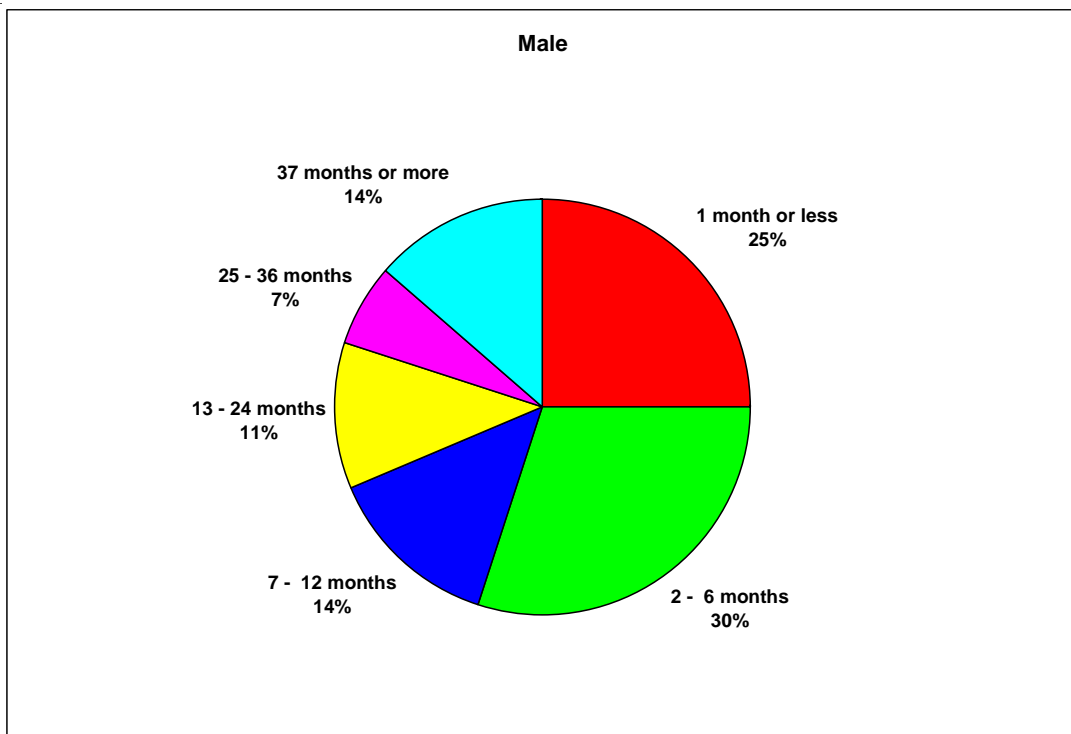
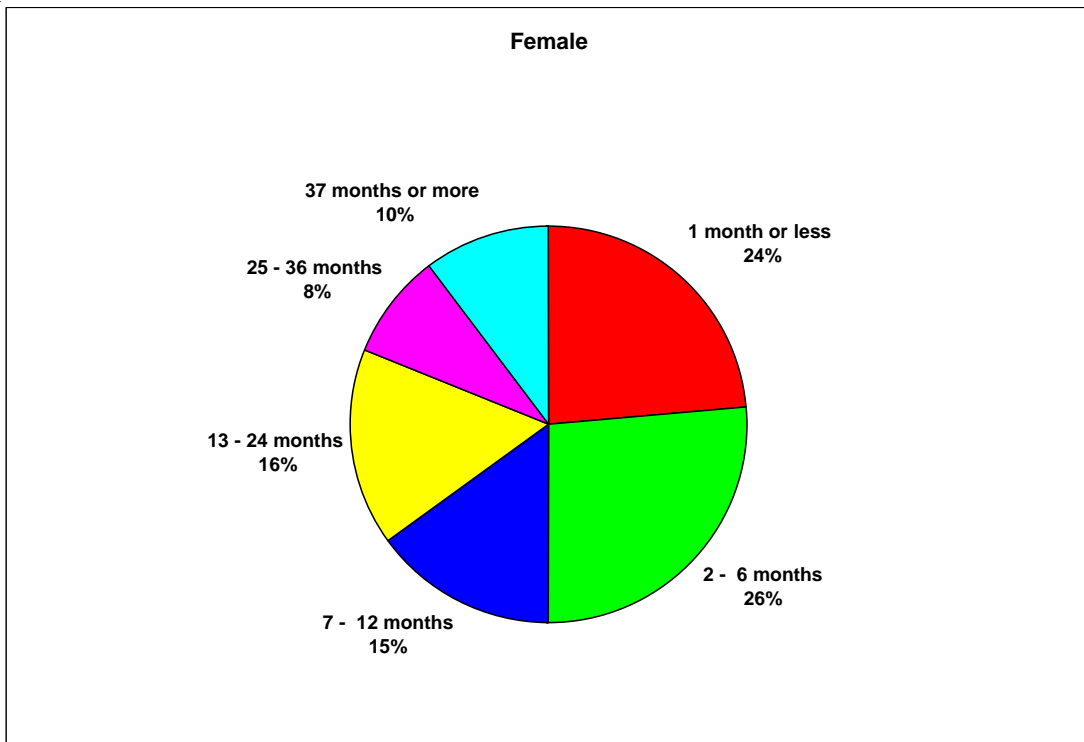
36.07

**Length of time from admission
for Offenders in Community Residential Centers
December 31, 2006**

Months In	Females	Males	All Offenders
1 month or less	51	181	232
2 months - 6 months	19	139	158
7 months - 12 months	10	64	74
13 months - 24 months	7	54	61
25 months - 36 months	2	17	19
37 months or more	4	10	14
	93	465	558
<i>Mean Length (months)</i>	6.13	6.49	6.49
<i>Median Length (months)</i>	1.00	3.00	2.00



Length of Time from Admission
CRC Offenders by Sex
December 31,2006



**Offense Classifications of Offenders in Community Residential Centers
December 31, 2006**

Offense Level	Female	Male	Total
Felony	41	196	237
Misdemeanor	51	267	318
Violation	1	2	3
Total	93	465	558

Alcohol

Driving While Intoxicated	6	43	49
Felony DWI - 2+ Priors w/in 5 Yrs	4	41	45
Felony Refusal of Chem Test- 2+ Priors	-	2	2
Furnish Alcohol to a Minor	1	2	3
Importation of Alcohol	-	4	4
Minor Consuming/Possessing Alcohol	1	1	2
Refuse to Submit to Chem Test	-	1	1
Total	12	94	106

Drugs

Manufacture, Sell, Offer for Sale	-	2	2
Misconduct - Controlled Substance 2	2	11	13
Misconduct - Controlled Substance 3	2	7	9
Misconduct - Controlled Substance 4	5	23	28
Misconduct - Controlled Substance 5	-	1	1
Total	9	44	53

Person

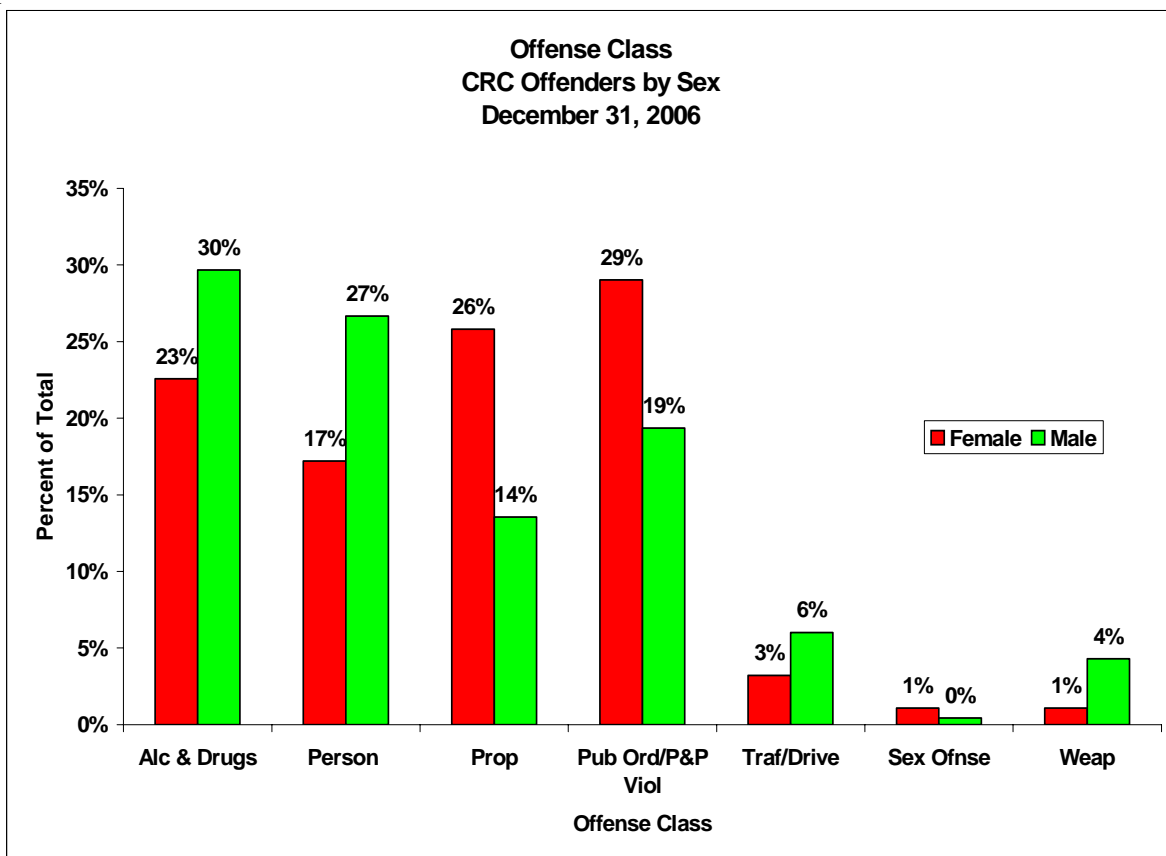
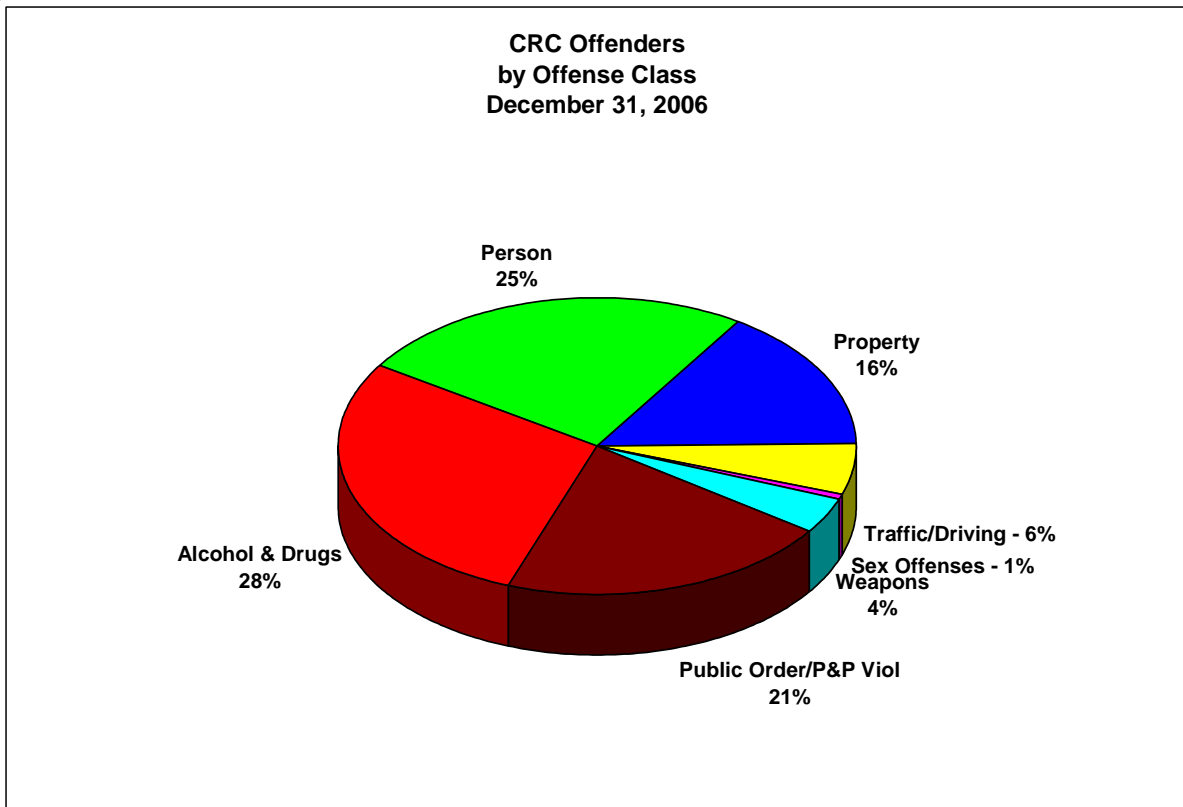
Assault 1	-	3	3
Assault 2	-	4	4
Assault 3	2	13	15
Assault 4	8	76	84
Child Abuse	1	2	3
DV Assault	2	17	19
Manslaughter	1	-	1
Reckless Endangerment	1	2	3
Robbery 1	-	5	5
Robbery 2	1	2	3
Total	16	124	140

Property

Attempted Theft 2	-	1	1
Attempted Vehicle Theft 1	-	1	1
Burglary 1	1	6	7
Burglary 2	-	6	6
Conceal Merch - Value < \$500	-	1	1
Criminal Mischief 3	-	2	2
Criminal Mischief 4	2	1	3
Criminal Mischief 5	-	1	1
Criminal Trespass 1	2	6	8
Criminal Trespass 2	-	3	3

Property	Female	Male	Total
Forgery 2	4	3	7
Malicious Destruction of Property	-	2	2
Disconnect/Damage a Comm Device	-	1	1
Theft 1	1	-	1
Theft 2	6	15	21
Theft 3	2	5	7
Theft by Shoplifting	3	6	9
Theft of Services	2	-	2
Vehicle Theft 1	1	3	4
Total	24	63	87
Public Order/Administration			
Contempt of Court	3	4	7
Escape 4	1	-	1
Failure to Appear	1	-	1
Failure to Comply	1	2	3
False Information	3	3	6
Federal Offense	-	1	1
Interfere w/ Report of DV Crime	-	1	1
Perjury	-	1	1
Resist/Interfere with Arrest	2	1	3
Resist/Interfere with Officer	1	3	4
Tampering with Physical Evidence	-	2	2
Tampering with a Witness	1	-	1
Unlawful Evasion 1	1	-	1
Unlawful Evasion 2	1	-	1
Violate Conditions of Release	1	11	12
Violate DV Restraining Order	-	1	1
Violation of City Ordinance	-	1	1
Total	16	31	47
Parole/Probation Violations			
Parole Violation	1	15	16
Probation Violation	10	44	54
Total	11	59	70
Non-Registerable Sex Offenses			
Indecent Exposure	-	1	1
Practicing Prostitution	1	-	1
Total	1	1	2
Registerable Sex Offenses			
Sex Abuse Minor 2	-	1	1
Total	-	1	1
Traffic/Driving			
Driving w/ Lic Rev/Sus	1	19	20
Driving w/o Valid Operators License	1	3	4

Traffic/Driving	Female	Male	Total
Eluding a Police Officer	-	1	1
Fail to Stop at Direction of Officer 1	-	3	3
Insurance or Other Security Required	1	1	2
Reckless Driving	-	1	1
Total	3	28	31
Weapons			
Disorderly Conduct	-	9	9
Harassment	1	5	6
Misconduct - Weapons 2	-	1	1
Misconduct - Weapons 3	-	2	2
Misconduct - Weapons 4	-	1	1
Misconduct - Weapons 5	-	2	2
Total	1	20	21
Total All	93	465	558



**Crime Classifications by Class/Sex/Ethnicity
for Offenders in CRC's
December 31, 2006**

Class/Sex	Ethnicity	Count	Percent
Alcohol			
Females	Asian	0	0.0%
	Black	0	0.0%
	White	6	5.7%
	Hispanic	0	0.0%
	AK Native	6	5.7%
Males	Asian	1	0.9%
	Black	1	0.9%
	White	55	51.9%
	Hispanic	3	2.8%
	AK Native	34	32.1%
	Total	106	100.0%
Drugs			
Females	Asian	0	0.0%
	Black	1	1.9%
	White	6	11.3%
	Hispanic	0	0.0%
	AK Native	2	3.8%
Males	Asian	3	5.7%
	Black	10	18.9%
	White	26	49.1%
	Hispanic	1	1.9%
	AK Native	4	7.5%
	Total	53	100.0%
Person			
Females	Asian	0	0.0%
	Black	1	0.7%
	White	5	3.6%
	Hispanic	0	0.0%
	AK Native	9	6.4%
	Unknown	1	0.7%
Males	Asian	0	0.0%
	Black	12	8.6%
	White	38	27.1%
	Hispanic	2	1.4%
	AK Native	71	50.7%
	Unknown	1	0.7%
	Total	140	100.0%

Class/Sex	Ethnicity	Count	Percent
Property			
Females	Asian	0	0.0%
	Black	4	4.6%
	White	12	13.8%
	Hispanic	1	1.1%
	AK Native	6	6.9%
	Unknown	1	1.1%
Males	Asian	1	1.1%
	Black	5	5.7%
	White	32	36.8%
	Hispanic	0	0.0%
	AK Native	24	27.6%
	Unknown	1	1.1%
	Total	87	100.0%
Pub Order/Administration			
Females	Asian	0	0.0%
	Black	1	2.1%
	White	9	19.1%
	Hispanic	0	0.0%
	AK Native	6	12.8%
Males	Asian	1	2.1%
	Black	1	2.1%
	White	11	23.4%
	Hispanic	0	0.0%
	AK Native	18	38.3%
	Total	47	100.0%
Parole/Probation Violations			
Females	Asian	1	1.4%
	Black	2	2.9%
	White	4	5.7%
	Hispanic	0	0.0%
	AK Native	4	5.7%
Males	Asian	2	2.9%
	Black	8	11.4%
	White	20	28.6%
	Hispanic	1	1.4%
	AK Native	28	40.0%
	Total	70	100.0%
Non-Registerable Sex Offenses			
Females	Asian	0	0.0%
	Black	0	0.0%
	White	1	50.0%
	Hispanic	0	0.0%
	AK Native	0	0.0%

Class/Sex	Ethnicity	Count	Percent
Non-Registerable Sex Offenses			
Males	Asian	0	0.0%
	Black	0	0.0%
	White	1	50.0%
	Hispanic	0	0.0%
	AK Native	0	0.0%
	Total	2	100.0%
Registerable Sex Offenses			
Females	Asian	0	0.0%
	Black	0	0.0%
	White	0	0.0%
	Hispanic	0	0.0%
	AK Native	0	0.0%
Males	Asian	0	0.0%
	Black	0	0.0%
	White	0	0.0%
	Hispanic	0	0.0%
	AK Native	1	100.0%
	Total	1	100.0%
Traffic/Driving			
Females	Asian	0	0.0%
	Black	0	0.0%
	White	3	9.7%
	Hispanic	0	0.0%
	AK Native	0	0.0%
Males	Asian	1	3.2%
	Black	5	16.1%
	White	13	41.9%
	Hispanic	2	6.5%
	AK Native	7	22.6%
	Total	31	100.0%
Weapons			
Females	Asian	0	0.0%
	Black	0	0.0%
	White	0	0.0%
	Hispanic	0	0.0%
	AK Native	1	4.8%
Males	Asian	3	14.3%
	Black	3	14.3%
	White	8	38.1%
	Hispanic	0	0.0%
	AK Native	6	28.6%
	Total	21	100.0%
Total All		558	100.0%

Focus 2006

Information About Groups of Particular Interest

Notes:

Includes information about all offenders incarcerated in Alaskan and out-of-state institutions, CRC's, treatment centers, and those under electronic monitoring and offsite supervision who are entered into the OTIS database.

Consists of a snapshots of offenders incarcerated and entered into the OTIS database on December 31, 2006.

Alaska Native race category includes a small number of Native Americans not indigenous to Alaska.

Information about offenses is the most serious charge only.

Offense classes are semi-arbitrary.

Alaska Natives

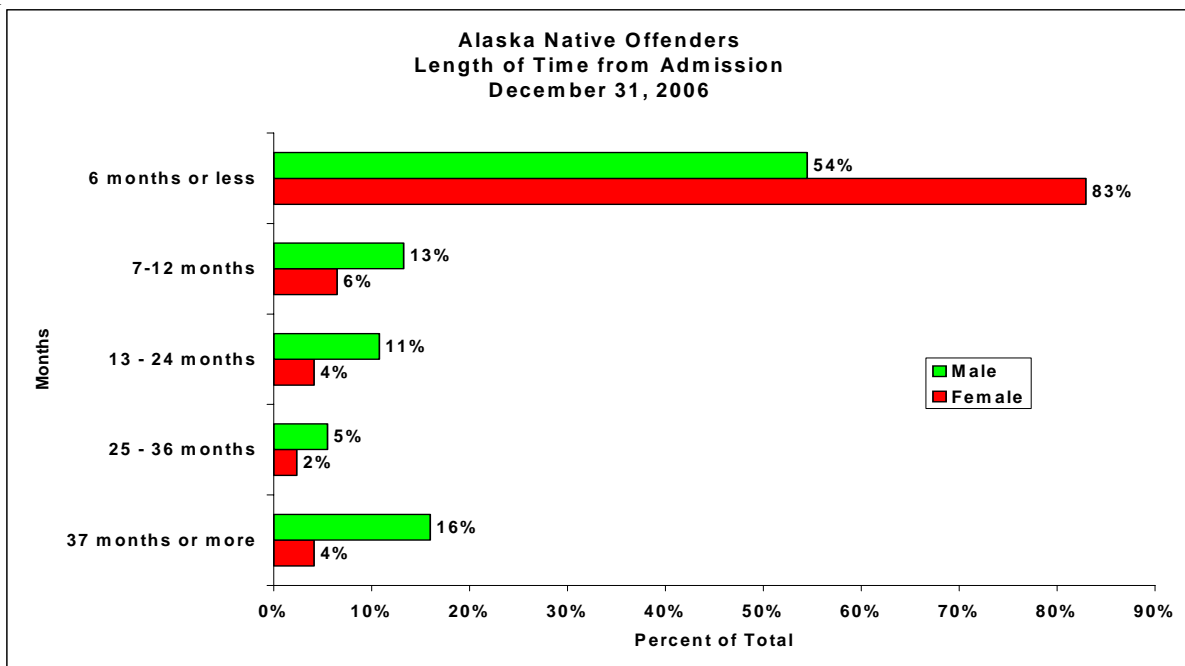
Notes:

Includes information about all offenders listed within the OTIS database as Indian or Alaska Native.

Includes information about a small number of Native Americans who are not indigenous to Alaska.

**Distribution of Alaska Natives
December 31, 2006**

In-State Institutions	Female	Male	Total
Anchorage Jail	1	131	132
Anvil Mt Correctional Center	10	94	104
Cook Inlet Pretrial Facility	-	145	145
Fairbanks Correctional Center	11	74	85
Hiland Mt. Correctional Center	98	-	98
Ketchikan Correctional Center	5	19	24
Lemon Creek Correctional Center	2	77	79
Mat-Su Pretrial Facility	1	5	6
Palmer Minimum Correctional Center	-	66	66
Palmer Medium Correctional Center	-	82	82
Point Mackenzie Rehab Project	-	27	27
Spring Creek Correctional Center	-	178	178
Wildwood Correctional Center	-	57	57
Wildwood Pretrial Facility	3	9	12
Yukon-Kuskokwim Correctional Center	5	95	100
<i>Total</i>	<i>136</i>	<i>1,059</i>	<i>1195</i>
Out-of-State Institutions			
Red Rock CC - Arizona	-	351	351
Federal Bureau of Prisons	-	2	2
Washington State	-	1	1
<i>Total</i>	<i>-</i>	<i>354</i>	<i>354</i>
CRC's			
Akeela House	-	-	-
Aullaqisaatqigvik	-	-	-
Cordova Center	10	9	19
Glacier Manor	2	15	17
Glennwood Center	1	13	14
Midtown Center	-	-	-
North Star Center	3	20	23
Parkview Center	-	48	48
Ralph Purdue Ctr	-	1	1
Nome (Seaside) Center	9	27	36
Tundra Center	1	35	36
<i>Total</i>	<i>26</i>	<i>168</i>	<i>194</i>
Special Offsite Programs			
Anchorage Electronic Monitoring	7	20	27
Fairbanks Electronic Monitoring	1	5	6
<i>Total</i>	<i>8</i>	<i>25</i>	<i>33</i>
 Total All	 170	 1,606	 1,776



**Demographic Information for Alaska Native Offenders
December 31, 2006**

Age Group (Years)	Female	Male	Total
19 and Under	10	66	76
20 - 24	35	276	311
25 - 29	29	278	307
30 - 34	27	212	239
35 - 39	26	197	223
40 - 44	21	234	255
45 - 49	16	192	208
50 - 54	4	78	82
55 - 59	-	36	36
60 - 64	1	18	19
65 and over	1	19	20
Total	170	1,606	1,776

<i>Mean Age</i>	<i>32.97</i>	<i>35.50</i>	<i>35.26</i>
<i>Median Age</i>	<i>32.37</i>	<i>34.30</i>	<i>34.11</i>

Length of time from admission

6months or less	141	875	1,016
7 months - 12 months	11	213	224
13 months - 24 months	7	173	180
25 months 36 months	4	88	92
37 months or more	7	257	264
Total	170	1,606	1,776

<i>Mean Length (months)</i>	<i>6.39</i>	<i>19.23</i>	<i>18.00</i>
<i>Median Length (months)</i>	<i>1.00</i>	<i>5.00</i>	<i>5.00</i>

**Offense Classifications of Alaska Native Offenders
December 31, 2006**

Offense Level	Female	Male	Total
Felony	86	1067	1153
Misdemeanor	78	533	611
Violation	6	6	12
Total	170	1606	1776

Alcohol

Drinking in Public	-	4	4
Driving While Intoxicated	9	37	46
Felony DWI - 2+ Priors w/in 5 Yrs	8	60	68
Felony Refusal of Chem Test- 2+ Priors	-	1	1
Furnish Alcohol to a Minor	-	8	8
License or Permit Required	1	4	5
Manuf/Sell Alcohol w/o lic - in Dry Are	1	5	6
Minor Consuming/Possessing Alcohol	4	4	8
Refuse to Submit to Chem Test	-	1	1
Trans Alcohol to Nonlicensee	-	1	1
Alcohol - other	-	3	3
Total	23	128	151

Drugs

Attempted Drugs 2	-	1	1
Misconduct -Controlled Substance 2	-	5	5
Misconduct -Controlled Substance 3	3	7	10
Misconduct -Controlled Substance 4	10	11	21
Misconduct -Controlled Substance 5	-	3	3
Misconduct -Controlled Substance 6	-	2	2
Promote Contraband	-	5	5
Total	13	34	47

Person

Assault 1	1	13	14
Assault 2	-	41	41
Assault 3	8	80	88
Assault 4	22	194	216
Attempted Murder 1	-	14	14
Attempted Robbery 1	-	1	1
Child Abuse	1	1	2
Coercion	-	1	1
Contributing to the Delinquency Minor	-	1	1
Criminally Negligent Homicide	-	5	5
DV Assault	3	22	25
Kidnapping	-	10	10

Person	Female	Male	Total
Manslaughter	3	8	11
Murder 1	2	46	48
Murder 2	5	57	62
Reckless Endangerment	1	4	5
Robbery 1	1	12	13
Robbery 2	1	9	10
Total	48	519	567

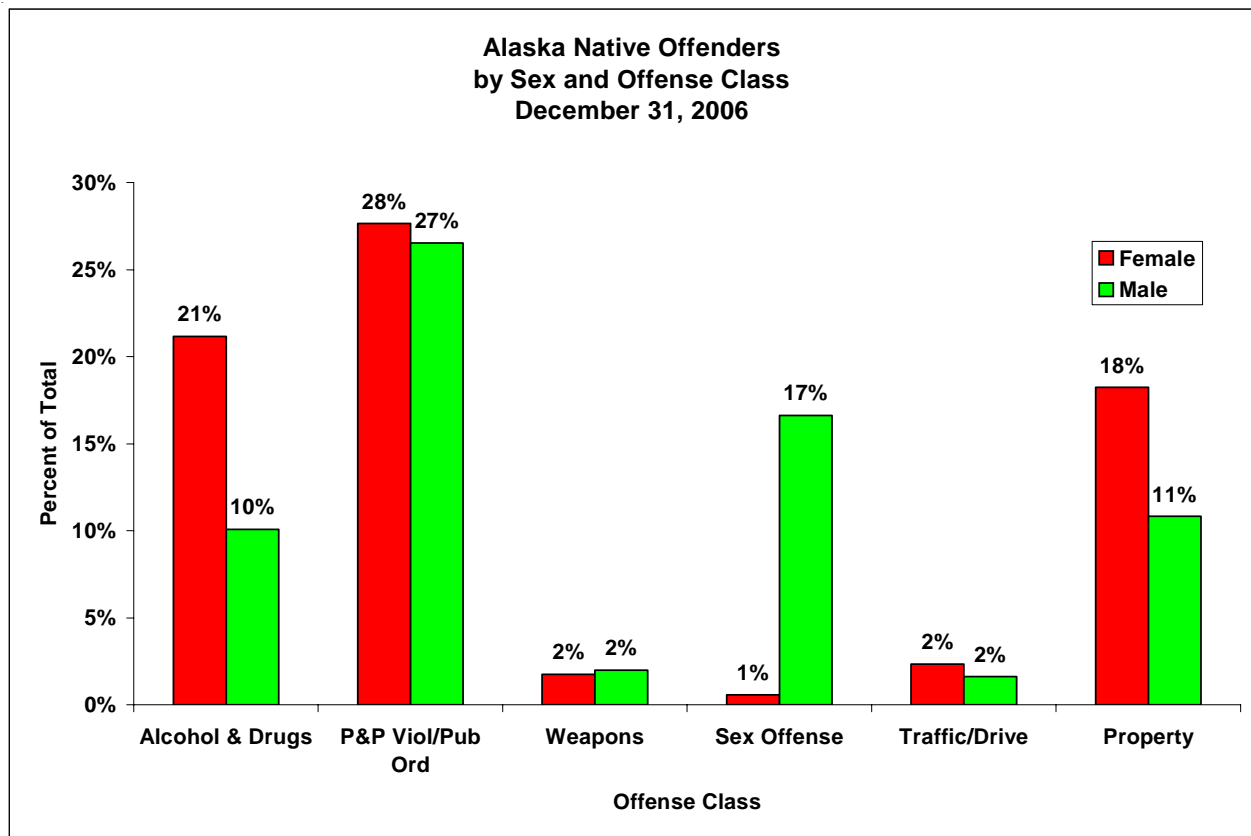
Property

Arson 1	1	5	6
Arson 2	-	3	3
Attempted Burglary 1	-	1	1
Attempted Theft 1	1	1	2
Attempted Theft 2	1	-	1
Attempted Vehicle Theft 1	-	1	1
Burglary 1	2	17	19
Burglary 2	2	22	24
Conceal Merch - Value < \$500	-	1	1
Conceal Merch - Value \$500+	-	1	1
Criminal Mischief 3	2	4	6
Criminal Mischief 4	3	6	9
Criminal Mischief 5	-	2	2
Criminal Trespass 1	1	5	6
Criminal Trespass 2	1	12	13
Forgery 1	-	2	2
Forgery 2	1	7	8
Issuing Bad Check - \$50-\$499	-	1	1
Malicious Destruction of Property	-	1	1
Scheme to Defraud	1	-	1
Theft 1	1	-	1
Theft 2	4	23	27
Theft 3	2	14	16
Theft 4	2	3	5
Theft by Deception	-	2	2
Theft by Shoplifting	2	13	15
Theft of Services	-	1	1
Vehicle Tampering	-	3	3
Vehicle Theft 1	4	20	24
Vehicle Theft 2	-	3	3
Total	31	174	205

Public Order/Administration

Attempted Escape 2	-	1	1
Conspiracy	-	1	1
Contempt of Court	2	4	6
Escape 1	-	2	2
Escape 2	-	3	3

Public Order/Administration	Female	Male	Total
Escape 3	-	2	2
Escape 4	1	5	6
Failure Satisfy Judgement	-	1	1
Failure to Appear	5	11	16
Failure to Comply	1	4	5
Failure to Reg as Sex Offender 1	-	14	14
Failure to Reg as Sex Offender 2	-	9	9
False Information	1	2	3
Federal Offense	1	1	2
Hindering Prosecution 2	-	1	1
Insuranc or Other Security Required	-	1	1
Interfere w/ Report of DV Crime	-	1	1
Interference w/ Official Proceedings	-	1	1
Leaving Scene of Accident	-	2	2
Perjury	-	1	1
Resist/Interfere Arrest	2	4	6
Resist/Interfere Officer	1	4	5
Tampering w/ Physical Evidence	-	2	2
Unlawful Contact 1	-	2	2
Unlawful Contact 2	-	1	1
Unlawful Evasion	-	6	6
Urinating in Public	1	1	2
Violate Conditions of Release	5	37	42
Violate DV Restraining Order	1	9	10
Total	21	133	154
Parole/Probation Violations			
Parole Violation	2	111	113
Probation Violation	24	182	206
Total	26	293	319
Non-Registerable Sex Offenses			
Indecent Exposure 2	-	1	1
Total	-	1	1
Registerable Sex Offense			
Attempted Sex Abuse 1	-	4	4
Attempted Sex Abuse Minor 2	-	6	6
Attempted Sex Abuse Minor 3	-	1	1
Attempted Sex Assault 1	-	7	7
Attempted Sex Assault 2	-	6	6
Attempted Sex Assault 3	-	3	3
Incest	-	2	2
Possess Child Pornography	-	1	1
Sex Abuse Minor 1	-	45	45
Sex Abuse Minor 2	1	59	60



Registerable Sex Offense	Female	Male	Total
Sex Abuse Minor 3	-	5	5
Sex Assault 1	-	59	59
Sex Assault 2	-	51	51
Sex Assault 3	-	17	17
Total	1	266	267

Traffic/Driving

Driving w/ Lic Rev/Sus	4	19	23
Fail to Stop at Direction of Officer 1	-	3	3
Fail to Stop at Direction of Officer 2	-	1	1
Reckless Driving	-	3	3
Total	4	26	30

Weapons

Disorderly Conduct	1	7	8
Harassment	1	9	10
Misconduct - Weapons 2	-	3	3
Misconduct - Weapons 3	1	9	10
Misconduct - Weapons 4	-	3	3
Misconduct - Weapons 5	-	1	1
Total	3	32	35

Total All	170	1,606	1,776
------------------	------------	--------------	--------------

Juveniles

Notes:

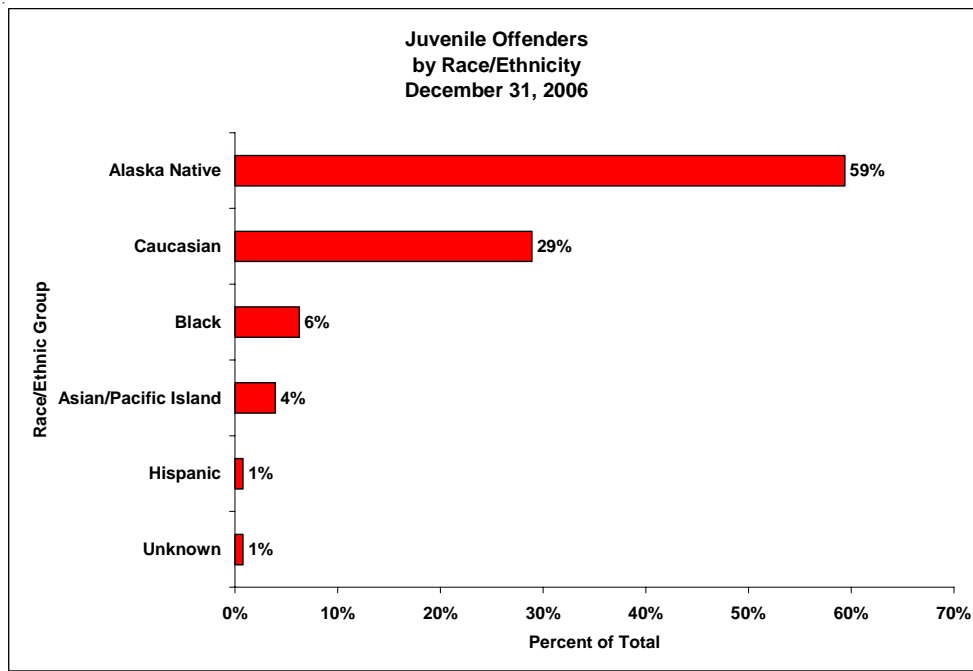
Includes information about all offenders who are less than 20 years old.

Age has been rounded to the nearest year.

A small number of Native Americans who are not indigenous to Alaska are included in the Alaska Native category.

**Distribution of Juvenile Offenders
December 31, 2006**

In-State Institutions	Female	Male	Total
Anchorage Jail	0	11	11
Anvil Mt Correctional Center	1	11	12
Cook Inlet Pretrial Facility	0	14	14
Fairbanks Correctional Center	1	11	12
Hiland Mt. Correctional Center	4	0	4
Ketchikan Correctional Center	3	0	3
Lemon Creek Correctional Center	0	5	5
Mat-Su Pretrial Facility	1	3	4
Palmer Minimum Correctional Center	0	0	0
Palmer Medium Correctional Center	0	6	6
Point Mackenzie Rehab Project	0	1	1
Spring Creek Correctional Center	0	15	15
Wildwood Correctional Center	0	2	2
Wildwood Pretrial Facility	2	6	8
Yukon-Kuskokwim Correctional Center	1	11	12
<i>Total</i>	<i>13</i>	<i>96</i>	<i>109</i>
Out-of-State Institutions			
Red Rock CC - Arizona	0	2	2
<i>Total</i>	<i>0</i>	<i>2</i>	<i>2</i>
CRC's			
Cordova Center	0	0	0
Glacier Manor	0	0	0
Glennwood Center	0	2	2
North Star Center	1	2	3
Parkview Center	0	4	4
Ralph Perdue Ctr	0	1	1
Nome (Seaside) Center	1	1	2
Tundra Center	0	2	2
<i>Total</i>	<i>2</i>	<i>12</i>	<i>14</i>
Special Offsite Programs			
Anchorage Electronic Monitoring	1	2	2
<i>Total</i>	<i>1</i>	<i>2</i>	<i>3</i>
Total All	16	112	128



**Demographic Information for Juvenile Offenders
December 31, 2006**

Ethnicity	Female	Male	Total
Alaska Native	10	66	76
Asian/Pacific Island	1	4	5
Black	0	8	8
Caucasian	5	32	37
Hispanic	0	1	1
Unknown	0	1	1
Total	16	112	128

Age (years)	Female	Male	Total
16	0	1	1
17	0	3	3
18	7	27	34
19	9	81	90
Total	16	112	128

<i>Mean Age (years)</i>	<i>19.10</i>	<i>18.29</i>	<i>19.26</i>
<i>Median Age (years)</i>	<i>19.05</i>	<i>19.49</i>	<i>19.48</i>

Length of Time From Admission	Female	Male	Total
Under 1 month	6	35	41
1 month to 6 months	8	53	61
7 months to 12 months	1	15	16
12 months and over	1	9	10
Total	16	112	128

<i>Mean Length (months)</i>	<i>2.63</i>	<i>4.32</i>	<i>4.11</i>
<i>Median Length (months)</i>	<i>1.00</i>	<i>2.00</i>	<i>1.00</i>

**Offense Classifications of Juvenile Offenders
December 31, 2006**

Offense Level	Female	Male	Total
Felony	11	76	87
Misdemeanor	3	33	36
Violation	2	3	5
Total	16	112	128
Alcohol			
Driving While Intoxicated	1	2	3
Furnish Alcohol to Minor	0	1	1
Minor Consuming	2	3	5
Refuse Chemical Test	0	1	1
Total	3	7	10
Drugs			
Misconduct - Controlled Substance 4	2	2	4
Misconduct - Controlled Substance 6	0	1	1
Total	2	3	5
Person			
Assault 1	0	1	1
Assault 2	0	5	5
Assault 3	0	6	6
Assault 4	0	13	13
Attempted Murder 1	0	2	2
Contributing to the Delinquency of Minor	0	1	1
Manslaughter	0	1	1
Murder 1	1	3	4
Murder 2	0	3	3
Robbery 1	1	12	13
Robbery 2	0	4	4
Total	2	51	53
Property			
Burglary 1	1	4	5
Burglary 2	1	2	3
Criminal Mischief 3	1	2	3
Criminal Mischief 5	0	1	1
Criminal Trespass	0	2	2
Forgery 2	0	2	2
Scheme to Defraud	0	1	1
Theft 2	1	3	4
Theft by Deception	0	1	1
Theft by Shoplifting	0	1	1
Vehicle Theft 1	1	3	4
Vehicle Theft 2	0	1	1
Total	5	23	28
Public Order/Administration			
Escape 4	1	1	2
Resist/Interfere with Officer	0	1	1
Violate Conditions of Release	0	3	3
Total	1	5	6

Parole/Probation Violations	Female	Male	Total
Parole Violation	0	1	1
Probation Violation	1	3	4
Total	1	4	5
Registerable Sex Offenses			
Attempted Sex Abuse 1	0	1	1
Possess Child Pornography	0	1	1
Sex Abuse Minor 1	0	3	3
Sex Abuse Minor 2	1	4	5
Sex Assault 1	0	4	4
Sex Assault 2	0	2	2
Sex Assault 3	0	1	1
Total	1	16	17
Traffic/Driving			
Fail to Stop at Direction of Officer 1	1	0	1
Total	1	0	1
Weapons			
Misconduct - Weapons 2	0	1	1
Misconduct - Weapons 3	0	1	1
Misconduct - Weapons 4	0	1	1
Total	0	3	3
Total All	16	112	128

Seniors

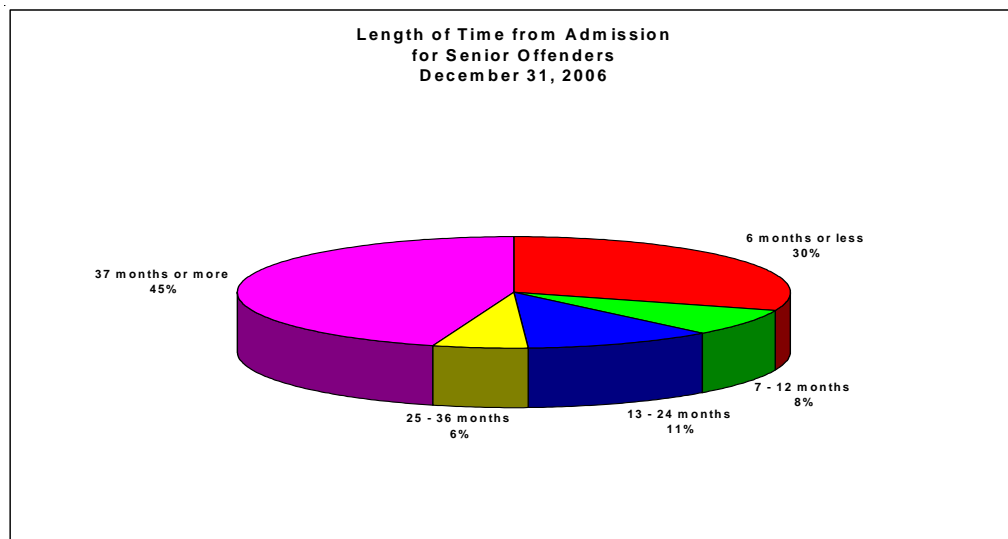
Notes:

Includes information about all offenders in the OTIS database who are 60 years old or older,
Age has been rounded to the nearest year.

Alaska Native race category includes a small number of Native Americans not indigenous to Alaska.

**Distribution of Senior Offenders
December 31, 2006**

In-State Institutions	Female	Male	Total
Anchorage Jail	-	16	16
Anvil Mt Correctional Center	-	1	1
Cook Inlet Pretrial Facility	-	13	13
Fairbanks Correctional Center	-	2	2
Hiland Mt. Correctional Center	5	-	5
Ketchikan CC	-	1	1
Lemon Creek Correctional Center	-	6	6
Palmer Minimum CC	-	2	2
Palmer Medium CC	-	5	5
Spring Creek CC	-	10	10
Wildwood CC	-	5	5
Wildwood CC	1	-	1
Yukon-Kuskokwim CC	-	2	2
<i>Total</i>	<i>6</i>	<i>63</i>	<i>69</i>
Out-of-State Institutions			
Red Rock CC - Arizona	-	47	47
Federal Bureau of Prisons	-	2	2
<i>Total</i>	<i>-</i>	<i>49</i>	<i>49</i>
CRC's			
Cordova Center	-	1	1
Parkview	-	2	2
Tundra Center	-	1	1
<i>Total</i>	<i>-</i>	<i>4</i>	<i>4</i>
Special Offsite Programs			
Anchorage Electronic Monitoring	-	3	3
Fairbanks Electronic Monitoring	-	1	1
<i>Total</i>	<i>-</i>	<i>4</i>	<i>4</i>
Total All	6	120	126



**Demographic Information for Senior Offenders
December 31, 2006**

Ethnicity	Female	Male	Total
Asian/Pacific Island	1	-	1
Black	-	6	6
Caucasian	3	72	75
Hispanic	-	4	4
Alaska Native	2	37	39
Unknown	-	1	1
Total	6	120	126

Age Group (Years)	Female	Male	Total
60 - 64	3	66	69
65 - 69	3	34	37
70 - 74	-	12	12
75 - 79	-	7	7
80 and over	-	1	1
Total	6	120	126

Mean Age	65.28	65.62	65.60
Median Age	65.67	63.94	63.96

Length of time from admission	Female	Male	Total
6months or less	3	35	38
7 months - 12 months	-	10	10
13 months - 24 mon	-	14	14
25 months 36 months	-	7	7
37 months or more	3	54	57
Total	6	120	126

Mean Length (months)	54.83	51.16	51.33
Median Length (months)	25.00	55.00	25.00

**Offense Classifications of Senior Offenders
December 31, 2006**

Offense Level	Female	Male	Total
Felony	5	101	106
Misdemeanor	1	19	20
Total	6	120	126

Alcohol

Driving While Intoxicated	1	4	5
Felony DWI - 2+ Priors w/in 5 Yrs	-	5	5
Total	1	9	10

Drugs

Misconduct-Controlled Substance 2	-	1	1
Misconduct-Controlled Substance 3	-	1	1
Misconduct-Controlled Substance 4	-	1	1
Total	-	3	3

Person

Assault 1	-	4	4
Assault 2	-	2	2
Assault 3	1	2	3
Assault 4	-	2	2
Attempted Kidnapping	-	1	1
Attempted Murder 1	-	1	1
DV Assault	-	1	1
Kidnapping	-	2	2
Manslaughter	-	3	3
Murder 1	2	18	20
Murder 2	1	7	8
Reckless Endagerment	-	1	1
Robbery 1	-	2	2
Total	4	46	50

Property

Burglary 1	-	1	1
Criminally Negligent Burning	-	1	1
Theft 1	1	-	1
Theft 2	-	2	2
Total	1	4	5

Parole/Probation Violations	Female	Male	Total
Parole Violation	-	13	13
Probation Violation	-	3	3
Total	-	16	16
Public Order/Administration			
Contempt of Court	-	2	2
Failure to Register as Sex Ofndr 2	-	1	1
Tampering w/ Physical Evidence	-	1	1
Violate DV Restraining Order	-	3	3
Total	-	7	7
Registerable Sex Offenses			
Attempted Sex Abuse 1	-	1	1
Attempted Sex Assault 1	-	1	1
Attempted Sex Assault 2	-	1	1
Sex Abuse Minor 1	-	11	11
Sex Abuse Minor 2	-	8	8
Sex Assault 1	-	4	4
Sex Assault 2	-	2	2
Sex Assault 3	-	1	1
Total	-	29	29
Traffic/Driving			
Driving w/ License Rev/Sus	-	2	2
Total	-	2	2
Weapons			
Harassment	-	2	2
Misconduct Involving Wpns 1	-	1	1
Misconduct Involving Wpns 2	-	1	1
Total	-	4	4
Total All	6	120	126

Sex Offenders

Notes:

Includes information about all offenders in the OTIS database who have listed as their most serious charge an offense that would unambiguously identify them as a registerable sex offender.

**Distribution of Sex Offenders
December 31, 2006**

In-State Institutions	Female	Male	Total
Anchorage Jail	-	26	26
Anvil Mtn Correctional Center	-	11	11
Cook Inlet Pretrial Facility	-	42	42
Fairbanks Correctional Center	1	11	12
Hiland Mt. Correctional Center	1	-	1
Ketchikan Correctional Center	-	4	4
Lemon Creek Correctional Center	-	28	28
Mat-Su Pretrial Facility	-	3	3
Palmer Minimum CC	-	21	21
Palmer Medium CC	-	35	35
Spring Creek CC	-	68	68
Wildwood CC	-	19	19
Wildwood Pretrial Facility	1	9	10
Yukon-Kuskokwim CC	-	25	25
<i>Total</i>	<i>3</i>	<i>302</i>	<i>305</i>
Out-of-State Institutions			
Arizona Detention Center	-	195	195
<i>Total</i>	<i>-</i>	<i>195</i>	<i>195</i>
CRC's			
Glennwood	-	1	1
<i>Total</i>	<i>-</i>	<i>1</i>	<i>1</i>
Total All	3	498	501

**Demographic Information for Sex Offenders
December 31, 2006**

Ethnicity	Female	Male	Total
Asian/Pacific Island	-	5	5
Black	-	17	17
Caucasian	2	200	202
Hispanic	-	8	8
Alaska Native	1	266	267
Unknown	-	2	2
Total	3	498	501

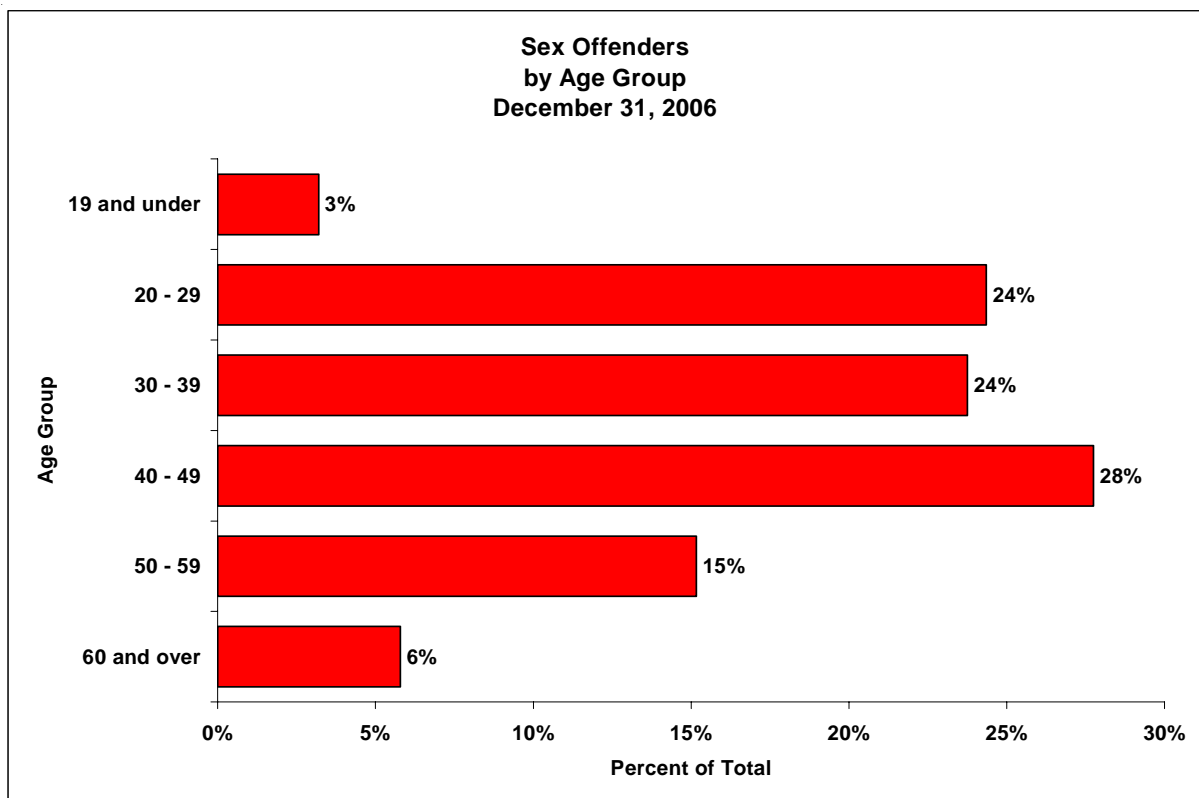
Age Group (Years)	Female	Male	Total
19 and Under	1	15	16
20 - 24	-	71	71
25 - 29	-	51	51
30 - 34	-	54	54
35 - 39	1	64	65
40 - 44	-	70	70
45 - 49	1	68	69
50 - 54	-	47	47
55 - 59	-	29	29
60 - 64	-	12	12
65 and over	-	17	17
Total	3	498	501

<i>Mean Age</i>	<i>33.87</i>	<i>39.58</i>	<i>39.55</i>
<i>Median Age</i>	<i>36.45</i>	<i>39.50</i>	<i>39.48</i>

Length of time from admission

6 months or less	2	120	122
7 months - 12 months	-	66	66
13 months - 24 months	-	83	83
25 months 36 months	-	64	64
37 months or more	1	165	166
Total	3	498	501

<i>Mean Length (months)</i>	<i>25.33</i>	<i>30.65</i>	<i>30.62</i>
<i>Median Length (months)</i>	<i>6.00</i>	<i>16.50</i>	<i>16.00</i>



**Offense Classifications for Sex Offenders
December 31, 2006**

Offense Level	Female	Male	Total
Felony	3	494	497
Misdemeanor	-	4	4
Total	3	498	501

Registerable Sex Offenses

Attempted Sex Abuse 1	-	12	12
Attempted Sex Abuse Minor 1	-	8	8
Attempted Sex Abuse Minor 2	-	1	1
Attempted Sex Assault 1	-	7	7
Attempted Sex Assault 2	-	9	9
Attempted Sex Assault 3	-	3	3
Incest	-	2	2
Indecent View/Photo w/o Consent of Minor	-	2	2
Possess Child Pornography	-	12	12
Sex Abuse Minor 1	2	134	136
Sex Abuse Minor 2	1	115	116
Sex Abuse Minor 3	-	8	8
Sex Assault 1	-	103	103
Sex Assault 2	-	60	60
Sex Assault 3	-	20	20
Unlawful Exploitation of a Minor	-	2	2
Total	3	498	501

Substance Abusers

Notes:

Includes information about all offenders in the OTIS database who have listed as their most serious charge an offense related to alcohol or drugs.

Distribution of Substance Abuse Offenders

December 31, 2006

In-State Institutions	Alcohol			Drugs		
	Female	Male	Total	Female	Male	Total
Anchorage Jail	-	22	22	-	25	25
Anvil Mt CC	1	10	11	2	3	5
Cook Inlet Pretrial Facility	-	26	26	-	45	45
Fairbanks CC	6	25	31	1	19	20
Hiland Mt. CC	26	0	26	53	-	53
Ketchikan CC	2	5	7	1	5	6
Lemon Creek CC	-	18	18	2	15	17
Mat-Su Pretrial Facility	2	6	8	1	12	13
Palmer Minimum CC	-	14	14	-	8	8
Palmer Medium CC	-	19	19	-	16	16
Point MacKenzie CF	-	18	18	-	12	12
Spring Creek CC	-	22	22	-	17	17
Wildwood CC	-	30	30	-	23	23
Wildwood Pretrial Facility	3	17	20	4	7	11
Yukon-Kuskokwim CC	1	2	3	-	1	1
<i>Total</i>	<i>41</i>	<i>234</i>	<i>275</i>	<i>64</i>	<i>208</i>	<i>272</i>
Out-of-State Institutions						
Red Rock CC - Arizona	-	30	30	-	66	66
<i>Total</i>	<i>-</i>	<i>30</i>	<i>30</i>	<i>-</i>	<i>66</i>	<i>66</i>
CRC's						
Clitheroe	-	1	1	-	-	-
Cordova Center	2	9	11	-	2	2
Glacier Manor	-	3	3	2	6	8
Glennwood	-	4	4	2	5	7
North Star Center	2	13	15	-	2	2
Parkview Center	-	8	8	-	-	-
Ralph Perdue Center	-	1	1	-	-	-
Safe Harbor	-	1	1	-	-	-
Nome (Seaside) Center	2	6	8	-	1	1
Tundra Center	-	4	4	-	3	3
Y-K Health Center	-	-	-	-	-	-
<i>Total</i>	<i>6</i>	<i>50</i>	<i>56</i>	<i>4</i>	<i>19</i>	<i>23</i>
Special Offsite Programs						
Anchorage Electronic Monitoring	5	35	40	4	25	29
Fairbanks Electronic Monitoring	1	8	9	1	-	1
Ketchikan Electronic Monitoring	-	1	1	-	-	-
<i>Total</i>	<i>6</i>	<i>44</i>	<i>50</i>	<i>5</i>	<i>25</i>	<i>30</i>
Total All	53	358	411	73	318	391

**Demographic Information for Substance Abuse Offenders
December 31, 2006**

Ethnicity	Alcohol			Drugs		
	Female	Male	Total	Female	Male	Total
Asian/Pacific Island	0	3	3	1	11	12
Black	2	9	11	4	60	64
Caucasian	28	216	244	53	192	245
Hispanic	0	7	7	1	13	14
Alaska Native	23	123	146	14	39	53
Unknown	0	0	0	0	3	3
Total	53	358	411	73	318	391

Age Group (Years)

19 and Under	3	7	10	2	3	5
20 - 24	8	31	39	8	38	46
25 - 29	6	52	58	9	63	72
30 - 34	4	42	46	12	55	67
35 - 39	10	52	62	10	40	50
40 - 44	10	53	63	9	45	54
45 - 49	9	60	69	16	38	54
50 - 54	1	33	34	7	22	29
55 - 59	1	19	20	-	11	11
60 - 64	1	5	6	-	1	1
65 and over	-	4	4	-	2	2
Total	53	358	411	73	318	391

<i>Mean Age</i>	<i>36.06</i>	<i>39.36</i>	<i>38.94</i>	<i>37.20</i>	<i>36.48</i>	<i>36.61</i>
<i>Median Age</i>	<i>37.69</i>	<i>39.27</i>	<i>38.81</i>	<i>36.64</i>	<i>35.06</i>	<i>35.34</i>

Length of time from admission

6months or less	45	212	257	48	144	192
7 months - 12 months	6	53	59	13	49	62
13 months - 24 mon	2	70	72	8	71	79
25 months 36 months	-	12	12	1	32	33
37 months or more	-	11	11	3	22	25
Total	53	358	411	73	318	391

<i>Mean Length (months)</i>	<i>2.60</i>	<i>8.34</i>	<i>7.60</i>	<i>6.64</i>	<i>15.61</i>	<i>13.94</i>
<i>Median Length (months)</i>	<i>1.00</i>	<i>4.00</i>	<i>4.00</i>	<i>3.00</i>	<i>8.00</i>	<i>7.00</i>

**Offense Classifications of Substance Abuse Offenders
December 31, 2006**

Offense Level	Alcohol		
	Female	Male	Total
Felony	23	203	226
Misdemeanor	26	149	175
Violation	4	6	10
Total	53	358	411

Offenses

Alcohol Sale - Transporter to NonLicensee	-	1	1
Drinking in Public	-	4	4
Driving While Intoxicated	21	127	148
Felony DWI - 2+ Priors w/in 5 Yrs	22	186	208
Felony Refusal of Chem Test- 2+ Priors	-	9	9
Furnish Alcohol to Minor	2	12	14
License or Permit Required	1	4	5
Manuf/Sell Alcohol w/o lic - in Dry Area	1	3	4
Minor Consuming/Possessing Alcohol	4	7	11
Refuse to Submit to Chem Test	2	5	7
Total	53	358	411

Offense Level	Drugs		
	Female	Male	Total
Felony	69	297	366
Misdemeanor	3	21	24
Violation	1	-	1
Total	73	318	391

Offenses

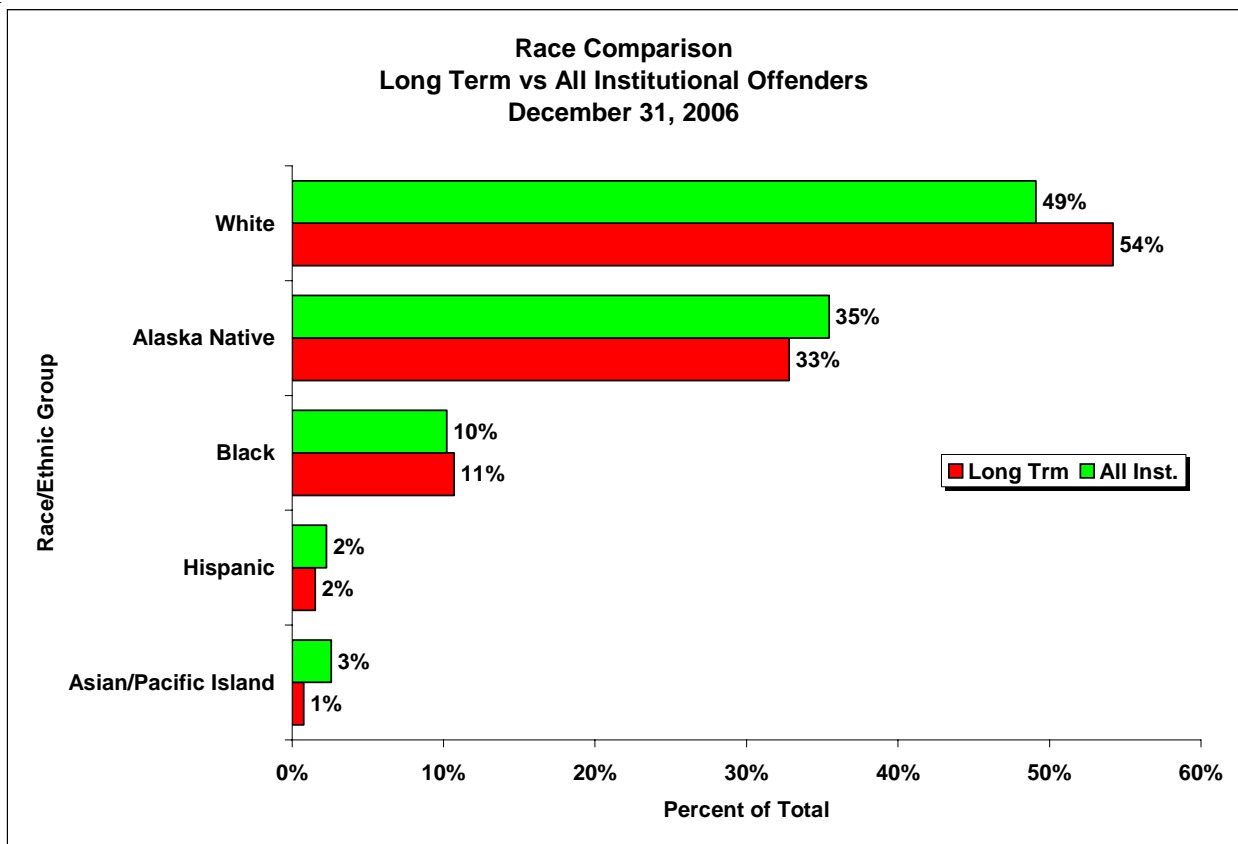
Attempted Drugs 2	-	8	8
Attempted Drugs 3	1	0	1
Attempted Drugs 4	-	5	5
Federal Offense	1	0	1
Manufacture, Sell, Offer for Sale	-	5	5
Misconduct - Controlled Substance 1	-	4	4
Misconduct -Controlled Substance 2	11	65	76
Misconduct - Controlled Substance 3	12	72	84
Misconduct - Controlled Substance 4	46	136	182
Misconduct - Controlled Substance 5	1	3	4
Misconduct - Controlled Substance 6	-	7	7
Promote Contraband 1	1	10	11
Promote Contraband 2	-	3	3
Total	73	318	391

Long Term Offenders

Notes:

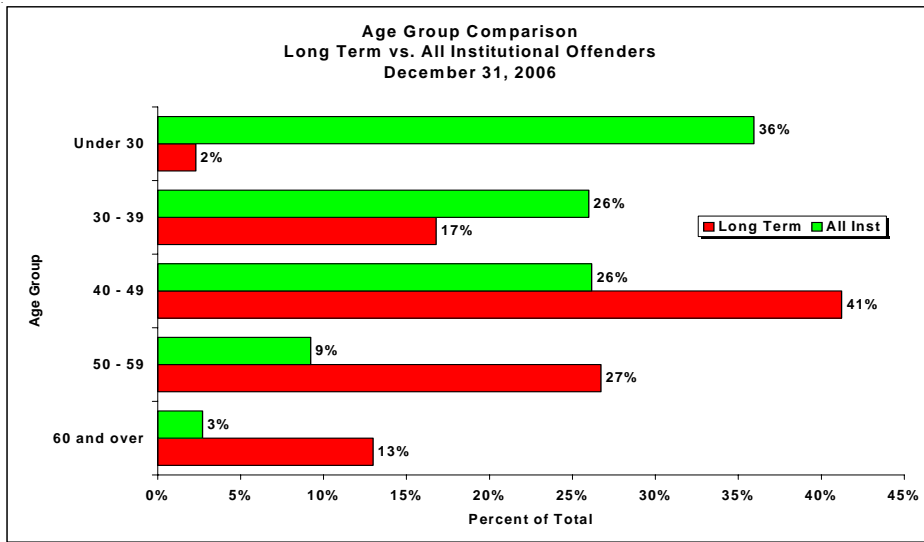
Includes information about all offenders in the OTIS database who have been in continuous DOC custody for ten (10) years or more.

Alaska Native race category includes a small number of Native Americans not indigenous to Alaska.



**Distribution of Long Term Offenders
December 31, 2006**

In-State Institutions	Female	Male	Total
Anchorage Jail	-	1	1
Cook Inlet Pretrial Facility	-	1	1
Hiland Mt. Correctional Center	1	-	1
Lemon Creek Correctional Center	-	1	1
Palmer Minimum Correctional Center	-	3	3
Palmer Medium Correctional Center	-	3	3
Spring Creek Correctional Center	-	42	42
<i>Total</i>	<i>1</i>	<i>51</i>	<i>52</i>
Out-of-State Institutions			
Red Rock Correctional Center - Arizona	-	75	75
Federal Bureau of Prisons	1	3	4
<i>Total</i>	<i>1</i>	<i>78</i>	<i>79</i>
Total All	2	129	131



**Demographic Information for Long Term Offenders
December 31, 2006**

	Female	Male	Total
Ethnicity			
Asian/Pacific Island	-	1	1
Black	-	14	14
Caucasian	2	69	71
Hispanic	-	2	2
Alaska Native	-	43	43
Total	2	129	131

Age Group (Years)

	Female	Male	Total
19 and Under	-	-	-
20 - 24	-	-	-
25 - 29	-	3	3
30 - 34	-	7	7
35 - 39	-	15	15
40 - 44	2	31	33
45 - 49	-	21	21
50 - 54	-	21	21
55 - 59	-	14	14
60 - 64	-	12	12
65 and over	-	5	5
Total	2	129	131

<i>Mean Years</i>	<i>41.76</i>	<i>47.93</i>	<i>47.83</i>
<i>Median Years</i>	<i>41.76</i>	<i>46.76</i>	<i>46.46</i>

Length of time from admission (years)

	Female	Male	Total
10 to 14	-	52	52
15 to 19	1	36	37
20 to 24	1	33	34
25 and over	-	8	8
Total	2	129	131

<i>Mean Years</i>	<i>22.11</i>	<i>17.27</i>	<i>17.34</i>
<i>Median Years</i>	<i>22.11</i>	<i>17.16</i>	<i>17.29</i>

**Offense Classifications of Long Term Offenders
December 31, 2006**

Offense Level	Female	Male	Total
Felony	2	125	127
Misdemeanor	-	4	-
Total	2	129	131
Drugs			
Misconduct - Controlled Substance 4	-	1	1
Promote Contraband 1	-	2	2
Total	-	3	3
Person			
Assault 1	-	2	2
Assault 2	-	1	1
Assault 3	-	3	3
Assault 4	-	2	2
Attempted Kidnapping	-	1	1
Attempted Murder 1	-	4	4
Kidnapping	-	3	3
Manslaughter	-	1	1
Murder 1	-	53	53
Murder 2	1	23	24
Robbery 1	1	5	6
Robbery 2	-	1	1
Total	2	99	101
Property			
Arson 2	-	1	1
Burglary 1	-	2	2
Criminal Mischief 2	-	1	1
Theft 2	-	1	1
Total	-	5	5
Public Order/Administration			
Attempted Perjury	-	1	1
Attempt to Commit Felony	-	1	1
Escape 2	-	4	4
Total	-	6	6
Parole/Probation Violations			
Probation Violation	-	5	5
Total	-	5	5
Registerable Sex Offenses			
Sex Abuse Minor 2	-	2	2
Sex Assault 1	-	8	8
Total	-	10	10
Weapons			
Harassment	-	1	1
Total	-	1	1
Total All	2	129	131

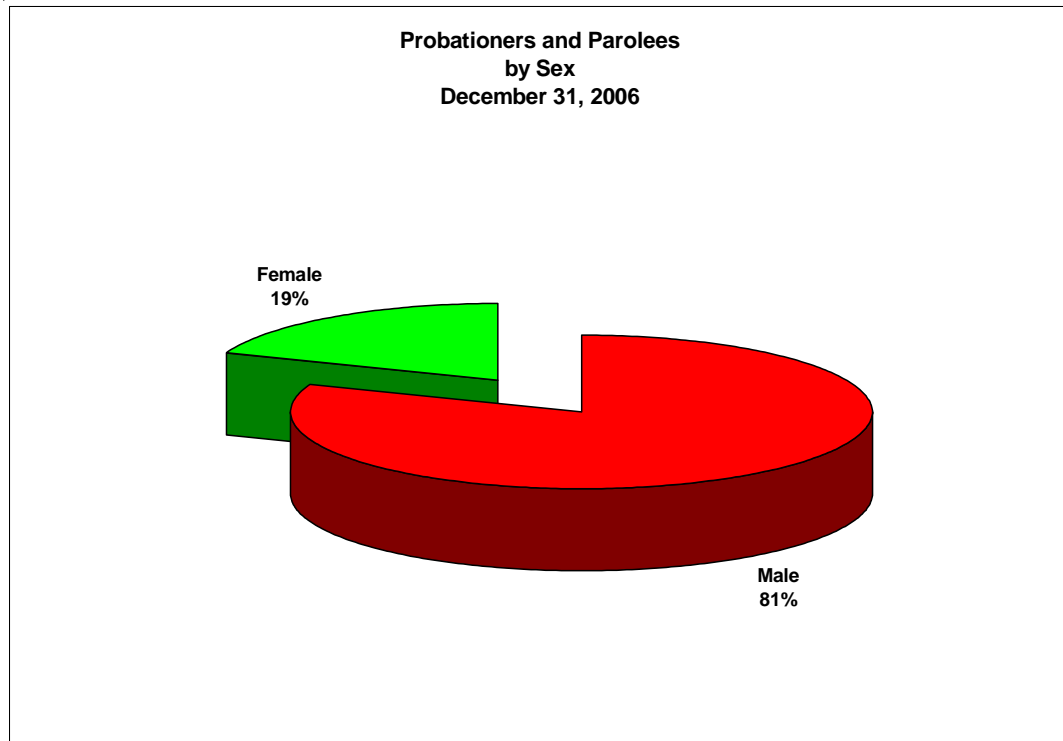
Probation and Parole

Notes:

Includes information about all probationers and parolees under the supervision of the Division of Probation and Parole who are entered into the OTIS database.

Consists of a snapshot of probationers and parolees entered into the OTIS database on or before December 31, 2006.

Alaska Native race category includes a small number of Native Americans not indigenous to Alaska.



**Supervising Authority for Probationers/Parolees
Under Supervision on December 31, 2002-2006**

Offices	Females					Males					All				
	06	05	04	03	02	06	05	04	03	02	06	05	04	03	02
Anchorage	473	463	458	467	451	1,966	1,923	1,828	1,878	1,918	2,439	2,386	2,286	2,345	2,369
Barrow	4	6	8	9	13	41	45	64	51	43	45	51	72	60	56
Bethel	23	27	27	31	22	232	261	236	279	266	255	288	263	310	288
Dillingham	10	5	1	2	10	71	64	60	66	66	81	69	61	68	76
Fairbanks	145	134	130	116	97	592	557	553	565	532	737	691	683	681	629
Juneau	52	55	53	49	36	235	221	205	203	179	287	276	258	252	215
Kenai	98	75	62	61	43	384	308	262	243	221	482	383	324	304	264
Ketchikan	31	24	29	29	22	118	123	139	139	136	149	147	168	168	158
Kodiak	15	20	24	24	21	86	69	68	68	75	101	89	92	92	96
Kotzebue	26	22	13	17	14	101	99	91	86	65	127	121	104	103	79
Nome	13	8	14	13	14	66	58	89	65	89	79	66	103	78	103
Palmer	132	110	114	120	107	470	408	425	404	439	602	518	539	524	546
Petersburg	-	-	-	-	1	-	-	-	-	8	-	-	-	-	9
Sitka	21	27	25	16	4	59	68	62	45	18	80	95	87	61	22
Wrangell	-	-	-	-	5	-	-	-	-	12	-	-	-	-	17
Total All	1,043	976	958	954	860	4,421	4,204	4,082	4,092	4,067	5,464	5,180	5,040	5,046	4,927

**Demographic Information for Probationers/Parolees
Under Supervision on December 31, 2002-2006**

Ethnicity	Females					Males					All				
	06	05	04	03	02	06	05	04	03	02	06	05	04	03	02
Asian/Pac Isl	35	31	31	32	24	153	142	129	120	118	188	173	160	152	142
Black	69	70	76	74	77	408	388	386	372	365	477	458	462	446	442
Hispanic	14	12	13	15	10	138	122	105	127	130	152	134	118	142	140
AK Native	273	256	241	225	210	1,200	1,216	1,213	1,209	1,186	1,473	1,472	1,454	1,434	1,396
White	623	566	550	566	507	2,466	2,269	2,189	2,208	2,233	3,089	2,835	2,739	2,774	2,740
Unknown	29	41	47	42	32	56	67	60	56	35	85	108	107	98	67
Total	1,043	976	958	954	860	4,421	4,204	4,082	4,092	4,067	5,464	5,180	5,040	5,046	4,927
Age Group (Years)															
19 & Under	18	15	12	16	8	98	106	101	115	65	116	121	113	131	73
20-24	176	149	142	131	105	795	783	773	774	735	971	932	915	905	840
25-29	175	156	148	145	125	713	679	615	618	631	888	835	763	763	756
30-34	161	166	160	168	147	577	547	561	583	602	738	713	721	751	749
35-39	152	141	128	141	143	575	540	548	540	583	727	681	676	681	726
40-44	130	131	154	154	152	569	543	549	563	570	699	674	703	717	722
45-49	117	115	110	108	88	494	483	456	447	402	611	598	566	555	490
50-54	65	55	60	50	52	289	252	241	222	237	354	307	301	272	289
55-59	25	29	28	26	25	163	138	128	115	120	188	167	156	141	145
60-64	16	14	11	11	11	77	79	59	64	67	93	93	70	75	78
65 & over	8	5	5	4	4	71	54	51	51	55	79	59	56	55	59
Total	1,043	976	958	954	860	4,421	4,204	4,082	4,092	4,067	5,464	5,180	5,040	5,046	4,927
<i>Mean Age</i>	36.00					36.53					36.43				
<i>Median Age</i>	34.71					35.20					35.11				

